



Customer Service
PO Box 11813
Harrisburg, PA 17108-1813

ACCOUNT STATEMENT

For the Month Ending
May 31, 2016

SAN BERNARDINO COUNTY

Client Management Team

Kenneth Schiebel, CFA

Managing Director
One Keystone Plaza, Suite 300
Harrisburg, PA 17101
717-232-2723
schiebelk@pfm.com

Danny A. Nelson

Senior Managing Consultant
222 North LaSalle, Suite 910
Chicago, IL 60601
312-523-2434
nelsond@pfm.com

Contents

Cover/Disclosures
Summary Statement
Individual Accounts

Accounts included in Statement

76990800 SAN BERNARDINO COUNTY

SAN BERNARDINO COUNTY
MR. JOHN JOHNSON
268 WEST HOSPITALITY LANE
FIRST FLOOR
SAN BERNARDINO, CA 92415-0360

Online Access www.pfm.com

Customer Service 1-717-232-2723

**Important Disclosures****Important Disclosures**

This statement is for general information purposes only and is not intended to provide specific advice or recommendations. PFM Asset Management LLC ("PFM") is an investment advisor registered with the Securities and Exchange Commission, and is required to maintain a written disclosure statement of our background and business experience. If you would like to receive a copy of our current disclosure statement, please contact Service Operations at the address below.

Proxy Voting PFM does not normally receive proxies to vote on behalf of its clients. However, it does on occasion receive consent requests. In the event a consent request is received the portfolio manager contacts the client and then proceeds according to their instructions. PFM's Proxy Voting Policy is available upon request by contacting Service Operations at the address below.

Questions About an Account PFM's monthly statement is intended to detail our investment advisory activity as well as the activity of any accounts held by clients in pools that are managed by PFM. The custodian bank maintains the control of assets and executes (i.e., settles) all investment transactions. The custodian statement is the official record of security and cash holdings and transactions. PFM recognizes that clients may use these reports to facilitate record keeping and that the custodian bank statement and the PFM statement should be reconciled and differences resolved. Many custodians use a settlement date basis which may result in the need to reconcile due to a timing difference.

Account Control PFM does not have the authority to withdraw funds from or deposit funds to the custodian. Our clients retain responsibility for their internal accounting policies; implementing and enforcing internal controls and generating ledger entries or otherwise recording transactions.

Market Value Generally, PFM's market prices are derived from closing bid prices as of the last business day of the month as supplied by Interactive Data, Bloomberg or Telerate. Where prices are not available from generally recognized sources the securities are priced using a yield-based matrix system to arrive at an estimated market value. Prices that fall between data points are interpolated. Non-negotiable FDIC-insured bank certificates of deposit are priced at par. Although PFM believes the prices to be reliable, the values of the securities do not always represent the prices at which the securities could have been bought or sold. Explanation of the valuation methods for money market and TERM funds is contained in the appropriate fund information statement.

Amortized Cost The original cost of the principal of the security is adjusted for the amount of the periodic reduction of any discount or premium from the purchase date until the date of the report. Discount or premium with respect to short term securities (those with less than one year to maturity at time of issuance) is amortized on a straightline basis. Such discount or premium with respect to longer term securities is amortized using the constant yield basis.

Tax Reporting Cost data and realized gains / losses are provided for informational purposes only. Please review for accuracy and consult your tax advisor to determine the tax consequences of your security transactions. PFM does not report such information to the IRS or other taxing authorities and is not responsible for the accuracy of such information that may be required to be reported to federal, state or other taxing authorities.

Financial Situation In order to better serve you, PFM should be promptly notified of any material change in your investment objective or financial situation.

Callable Securities Securities subject to redemption prior to maturity may be redeemed in whole or in part before maturity, which could affect the yield represented.

Portfolio The securities in this portfolio, including shares of mutual funds, are not guaranteed or otherwise protected by PFM, the FDIC (except for certain non-negotiable certificates of deposit) or any government agency. Investment in securities involves risks, including the possible loss of the amount invested.

Rating Information provided for ratings is based upon a good faith inquiry of selected sources, but its accuracy and completeness cannot be guaranteed. Shares of some money market and TERM funds are marketed through representatives of PFM's wholly owned subsidiary, PFM Fund Distributors, Inc. PFM Fund Distributors, Inc. is registered with the SEC as a broker/dealer and is a member of the Financial Industry Regulatory Authority ("FINRA") and the Municipal Securities Rulemaking Board ("MSRB"). You may reach the FINRA by calling the FINRA Regulator Public Disclosure Hotline at 1-888-289-9999 or at the FINRA Regulation Internet website address www.nasd.com. A brochure describing the FINRA Regulation Public Disclosure Program is also available from the FINRA upon request.

Key Terms and Definitions

Dividends on money market funds consist of interest earned, plus any discount ratably amortized to the date of maturity, plus all realized gains and losses on the sale of securities prior to maturity, less ratable amortization of any premium and all accrued expenses to the fund. Dividends are accrued daily and may be paid either monthly or quarterly. The monthly earnings on this statement represent the estimated dividend accrued for the month for any program that distributes earnings on a quarterly basis. There is no guarantee that the estimated amount will be paid on the actual distribution date.

Current Yield is the net change, exclusive of capital changes and income other than investment income, in the value of a hypothetical fund account with a balance of one share over the seven-day base period including the statement date, expressed as a percentage of the value of one share (normally \$1.00 per share) at the beginning of the seven-day period. This resulting net change in account value is then annualized by multiplying it by 365 and dividing the result by 7. The yields quoted should not be considered a representation of the yield of the fund in the future, since the yield is not fixed.

Average maturity represents the average maturity of all securities and investments of a portfolio, determined by multiplying the par or principal value of each security or investment by its maturity (days or years), summing the products, and dividing the sum by the total principal value of the portfolio. The stated maturity date of mortgage backed or callable securities are used in this statement. However the actual maturity of these securities could vary depending on the level or prepayments on the underlying mortgages or whether a callable security has or is still able to be called.

Monthly distribution yield represents the net change in the value of one share (normally \$1.00 per share) resulting from all dividends declared during the month by a fund expressed as a percentage of the value of one share at the beginning of the month. This resulting net change is then annualized by multiplying it by 365 and dividing it by the number of calendar days in the month.

YTM at Cost The yield to maturity at cost is the expected rate of return, based on the original cost, the annual interest receipts, maturity value and the time period from purchase date to maturity, stated as a percentage, on an annualized basis.

YTM at Market The yield to maturity at market is the rate of return, based on the current market value, the annual interest receipts, maturity value and the time period remaining until maturity, stated as a percentage, on an annualized basis.

Managed Account A portfolio of investments managed discretely by PFM according to the client's specific investment policy and requirements. The investments are directly owned by the client and held by the client's custodian.

Unsettled Trade A trade which has been executed however the final consummation of the security transaction and payment has not yet taken place.

Please review the detail pages of this statement carefully. If you think your statement is wrong, missing account information, or if you need more information about a transaction, please contact PFM within 60 days of receipt. If you have other concerns or questions regarding your account you should contact a member of your client management team or PFM Service Operations at the address below.

PFM Asset Management LLC
Attn: Service Operations
One Keystone Plaza, Suite 300
N. Front & Market Sts
Harrisburg, PA 17101



Account Statement

For the Month Ending **May 31, 2016**

Consolidated Summary Statement

SAN BERNARDINO COUNTY

Portfolio Summary

Portfolio Holdings	Cash Dividends and Income	Closing Market Value
PFM Managed Account	1,460,795.25	5,751,292,415.38
Cash Balance	0.00	37,817,113.91
Total	\$1,460,795.25	\$5,789,109,529.29

Investment Allocation

Investment Type	Closing Market Value	Percent
Bank Deposit Account	50,000,000.00	0.86
Certificate of Deposit	1,330,003,475.00	22.97
Commercial Paper	1,103,359,981.00	19.06
Corporate Note	120,755,793.90	2.09
Federal Agency Bond / Note	1,822,401,735.48	31.49
Joint Powers Authority	192,000,000.00	3.32
Money Market Fund	77,000,000.00	1.33
Supra-National Agency Bond / Note	689,486,000.00	11.91
Supra-National Discount Note	50,000,000.00	0.86
U.S. Treasury Bond / Note	316,285,430.00	5.46
Cash Balance	37,817,113.91	0.65

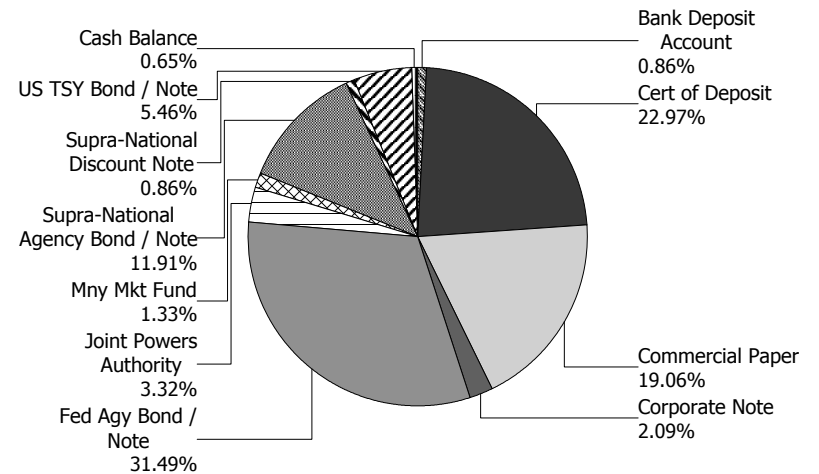
Total **\$5,789,109,529.29** **100.00%**

Maturity Distribution (Fixed Income Holdings)

Portfolio Holdings	Closing Market Value	Percent
Under 30 days	1,029,001,532.86	17.76
31 to 60 days	620,310,822.95	10.72
61 to 90 days	461,424,018.80	7.97
91 to 180 days	790,636,134.00	13.66
181 days to 1 year	1,029,594,884.00	17.79
1 to 2 years	947,285,246.06	16.36
2 to 3 years	711,855,166.00	12.30
3 to 4 years	199,001,724.62	3.44
4 to 5 years	0.00	0.00
Over 5 years	0.00	0.00
Total	\$5,789,109,529.29	100.00%

Weighted Average Days to Maturity **321**

Sector Allocation





Managed Account Summary Statement

For the Month Ending **May 31, 2016**

SAN BERNARDINO COUNTY - 76990800

Transaction Summary - Managed Account

Opening Market Value	\$6,033,225,626.13
Maturities/Calls	(1,215,000,000.00)
Principal Dispositions	(219,000,000.00)
Principal Acquisitions	1,130,507,904.28
Unsettled Trades	25,370,589.25
Change in Current Value	(3,811,704.28)
Closing Market Value	\$5,751,292,415.38

Cash Transactions Summary - Managed Account

Maturities/Calls	1,215,000,855.55
Sale Proceeds	219,000,000.00
Coupon/Interest/Dividend Income	5,537,679.10
Principal Payments	0.00
Security Purchases	(1,130,867,945.95)
Net Cash Contribution	(308,670,588.70)
Reconciling Transactions	0.00

Earnings Reconciliation (Cash Basis) - Managed Account

Interest/Dividends/Coupons Received	5,538,534.65
Less Purchased Interest Related to Interest/Coupons	(360,041.67)
Plus Net Realized Gains/Losses	(3,717,697.73)
Total Cash Basis Earnings	\$1,460,795.25

Cash Balance

Closing Cash Balance	\$0.00
-----------------------------	---------------

Earnings Reconciliation (Accrual Basis)

	Total
Ending Amortized Value of Securities	5,747,938,039.36
Ending Accrued Interest	8,771,441.15
Plus Proceeds from Sales	219,000,000.00
Plus Proceeds of Maturities/Calls/Principal Payments	1,215,000,855.55
Plus Coupons/Dividends Received	5,537,679.10
Less Cost of New Purchases	(1,156,358,847.70)
Less Beginning Amortized Value of Securities	(6,026,077,902.65)
Less Beginning Accrued Interest	(9,979,320.32)
Total Accrual Basis Earnings	\$3,831,944.49



Portfolio Summary and Statistics

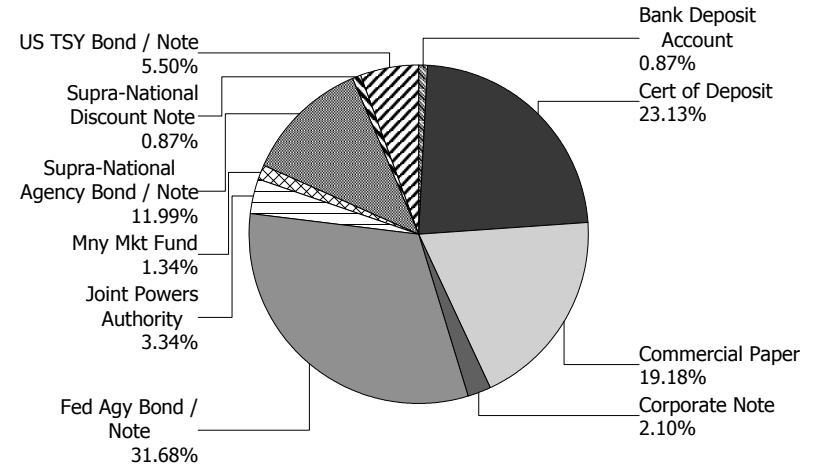
For the Month Ending **May 31, 2016**

SAN BERNARDINO COUNTY - 76990800

Account Summary

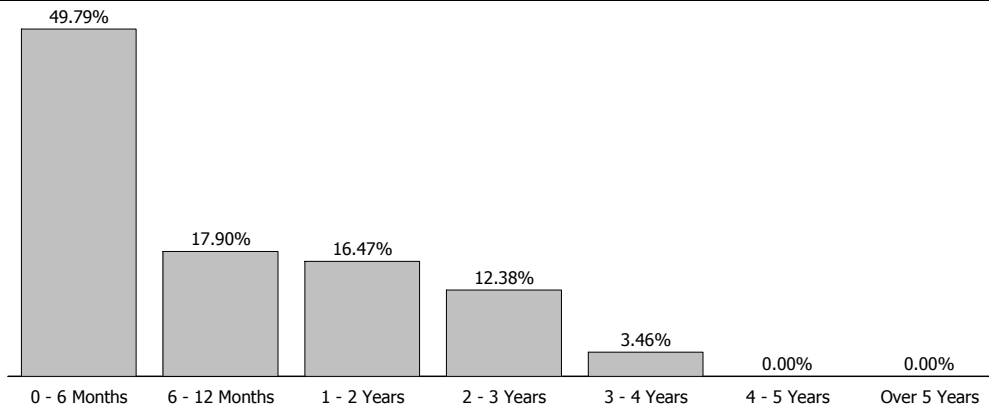
Description	Par Value	Market Value	Percent
U.S. Treasury Bond / Note	315,000,000.00	316,285,430.00	5.50
Supra-National Discount Note	50,000,000.00	50,000,000.00	0.87
Supra-National Agency Bond / Note	690,000,000.00	689,486,000.00	11.99
Money Market Fund	77,000,000.00	77,000,000.00	1.34
Joint Powers Authority	192,000,000.00	192,000,000.00	3.34
Federal Agency Bond / Note	1,818,791,000.00	1,822,401,735.48	31.68
Corporate Note	120,506,000.00	120,755,793.90	2.10
Commercial Paper	1,104,000,000.00	1,103,359,981.00	19.18
Certificate of Deposit	1,330,000,000.00	1,330,003,475.00	23.13
Bank Deposit Account	50,000,000.00	50,000,000.00	0.87
Managed Account Sub-Total	5,747,297,000.00	5,751,292,415.38	100.00%
Accrued Interest		8,771,441.15	
Total Portfolio	5,747,297,000.00	5,760,063,856.53	

Sector Allocation



Unsettled Trades **25,000,000.00** **25,413,225.00**

Maturity Distribution



Characteristics

Yield to Maturity at Cost	0.78%
Yield to Maturity at Market	0.72%
Duration to Worst	0.86
Weighted Average Days to Maturity	323



Managed Account Issuer Summary

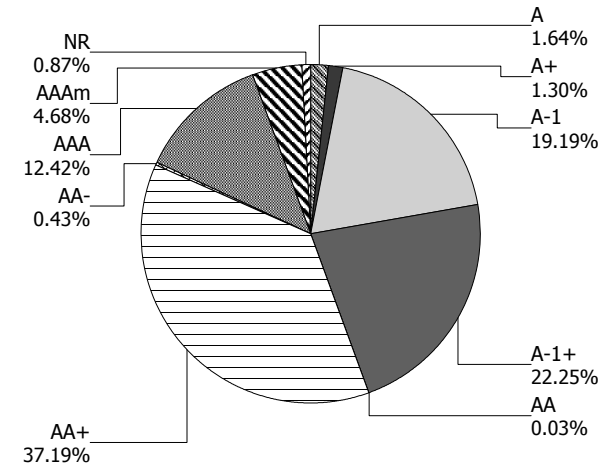
For the Month Ending **May 31, 2016**

SAN BERNARDINO COUNTY - 76990800

Issuer Summary

Issuer	Market Value of Holdings	Percent
BANK OF MONTREAL	174,979,475.50	3.04
BANK OF NOVA SCOTIA	200,028,855.00	3.48
BNP PARIBAS	99,999,000.00	1.74
CAMP	192,000,000.00	3.34
CBA NY	124,781,374.00	2.17
CREDIT AGRICOLE SA	78,999,131.00	1.37
FANNIE MAE	547,275,805.32	9.51
FEDERAL FARM CREDIT BANKS	324,688,246.24	5.65
FEDERAL HOME LOAN BANKS	517,140,409.30	8.98
FEDERATED GOVT OBLIGATIONS FUNDS	39,000,000.00	0.68
FIDELITY TREASURY MF	38,000,000.00	0.66
FREDDIE MAC	433,297,274.62	7.53
GE CAPITAL TREASURY SERVICES US LLC	49,999,550.00	0.87
GENERAL ELECTRIC CO	99,969,500.00	1.74
INTER-AMERICAN DEVELOPMENT BANK	249,393,200.00	4.34
INTL BANK OF RECONSTRUCTION AND DEV	490,092,800.00	8.52
JP MORGAN CHASE & CO	249,943,031.50	4.35
MICROSOFT CORP	25,078,125.00	0.44
MITSUBISHI UFJ FINANCIAL GROUP INC	174,937,800.00	3.04
NORDEA BANK AB	49,991,221.50	0.87
RABOBANK NEDERLAND	199,639,275.00	3.47
ROYAL BANK OF CANADA	75,028,392.50	1.30
STONECASTLE FICA	50,000,000.00	0.87
SVENSKA HANDELSBANKEN	124,986,163.00	2.17
SWEDBANK AB	49,964,881.00	0.87
TORONTO-DOMINION BANK	175,239,275.00	3.05
TOYOTA MOTOR CORP	199,860,750.00	3.48
UNITED STATES TREASURY	316,285,430.00	5.50
WAL-MART STORES INC	1,503,471.00	0.03
WELLS FARGO & COMPANY	224,115,858.90	3.90
WESTPAC BANKING CORP NY	175,074,120.00	3.04

Credit Quality (S&P Ratings)





Managed Account Issuer Summary

For the Month Ending **May 31, 2016**

SAN BERNARDINO COUNTY - 76990800

Total	\$5,751,292,415.38	100.00%
--------------	---------------------------	----------------



Managed Account Detail of Securities Held

For the Month Ending **May 31, 2016**

SAN BERNARDINO COUNTY - 76990800

Security Type/Description Dated Date/Coupon/Maturity	CUSIP	Par	S&P Rating	Moody's Rating	Trade Date	Settle Date	Original Cost	YTM at Cost	Accrued Interest	Amortized Cost	Market Value
U.S. Treasury Bond / Note											
US TREASURY NOTES DTD 06/17/2013 0.500% 06/15/2016	912828VG2	25,000,000.00	AA+	Aaa	03/26/14	03/27/14	24,973,632.81	0.55	57,718.58	24,999,543.75	25,003,050.00
US TREASURY NOTES DTD 08/01/2011 1.500% 07/31/2016	912828QX1	25,000,000.00	AA+	Aaa	10/17/12	10/18/12	25,887,695.31	0.55	125,686.81	25,039,008.25	25,049,375.00
US TREASURY NOTES DTD 10/31/2011 1.000% 10/31/2016	912828RM4	25,000,000.00	AA+	Aaa	07/24/14	07/25/14	25,192,382.81	0.66	21,739.13	25,035,275.50	25,048,575.00
US TREASURY NOTES DTD 10/31/2011 1.000% 10/31/2016	912828RM4	25,000,000.00	AA+	Aaa	07/29/14	07/30/14	25,183,593.75	0.67	21,739.13	25,033,870.00	25,048,575.00
US TREASURY NOTES DTD 11/15/2006 4.625% 11/15/2016	912828FY1	25,000,000.00	AA+	Aaa	12/13/13	12/16/13	27,856,445.31	0.66	53,413.72	25,448,352.25	25,458,500.00
US TREASURY NOTES DTD 11/30/2011 0.875% 11/30/2016	912828RU6	25,000,000.00	AA+	Aaa	12/03/14	12/04/14	25,157,226.56	0.56	597.68	25,039,471.50	25,039,050.00
US TREASURY NOTES DTD 01/31/2012 0.875% 01/31/2017	912828SC5	50,000,000.00	AA+	Aaa	12/06/13	12/09/13	50,257,812.50	0.71	146,634.62	50,054,997.00	50,078,150.00
US TREASURY NOTES DTD 05/31/2012 0.625% 05/31/2017	912828SY7	15,000,000.00	AA+	Aaa	05/07/14	05/08/14	14,866,992.19	0.92	256.15	14,956,290.60	14,983,005.00
US TREASURY NOTES DTD 08/31/2012 0.625% 08/31/2017	912828TM2	25,000,000.00	AA+	Aaa	06/10/14	06/11/14	24,675,781.25	1.04	39,487.09	24,873,187.75	24,954,100.00
US TREASURY NOTES DTD 11/30/2012 0.625% 11/30/2017	912828UA6	25,000,000.00	AA+	Aaa	11/05/15	11/06/15	24,867,187.50	0.89	426.91	24,903,502.00	24,928,700.00
US TREASURY NOTES DTD 02/29/2012 1.375% 02/28/2019	912828SH4	25,000,000.00	AA+	Aaa	11/18/15	11/19/15	25,046,875.00	1.32	86,871.60	25,039,506.75	25,261,725.00
US TREASURY NOTES DTD 03/31/2014 1.625% 03/31/2019	912828C65	25,000,000.00	AA+	Aaa	11/12/15	11/13/15	25,210,937.50	1.37	68,818.31	25,177,403.25	25,432,625.00
Security Type Sub-Total		315,000,000.00					319,176,562.49	0.81	623,389.73	315,600,408.60	316,285,430.00
Supra-National Discount Note											
INTER-AMERICAN DEV BANK SUPRA DN -- 0.000% 06/01/2016	45818KXP2	50,000,000.00	A-1+	P-1	03/29/16	03/29/16	49,972,444.44	0.31	0.00	50,000,000.00	50,000,000.00



Managed Account Detail of Securities Held

For the Month Ending **May 31, 2016**

SAN BERNARDINO COUNTY - 76990800

Security Type/Description Dated Date/Coupon/Maturity	CUSIP	Par	S&P Rating	Moody's Rating	Trade Date	Settle Date	Original Cost	YTM at Cost	Accrued Interest	Amortized Cost	Market Value
Supra-National Discount Note											
Security Type Sub-Total		50,000,000.00					49,972,444.44	0.31	0.00	50,000,000.00	50,000,000.00
Supra-National Agency Bond / Note											
INTL BK RECON & DEV GLOBAL NT (CALLABLE) DTD 05/19/2015 0.770% 05/19/2017	45905USE5	25,000,000.00	AAA	Aaa	05/01/15	05/19/15	25,000,000.00	0.77	6,416.67	25,000,000.00	25,013,500.00
INTL BK RECON & DEV GLOBAL NT (CALLABLE) DTD 05/19/2015 0.770% 05/19/2017	45905USE5	25,000,000.00	AAA	Aaa	05/01/15	05/19/15	25,000,000.00	0.77	6,416.67	25,000,000.00	25,013,500.00
INTL BANK OF RECON AND DEV GLOBAL NOTES DTD 06/23/2015 1.000% 11/15/2017	459058EM1	25,000,000.00	AAA	Aaa	06/16/15	06/23/15	24,997,750.00	1.00	11,111.11	24,998,594.25	25,009,750.00
INTL BANK OF RECON AND DEV GLOBAL NOTES DTD 04/10/2014 1.375% 04/10/2018	459058DN0	25,000,000.00	AAA	Aaa	03/04/16	03/09/16	25,140,000.00	1.10	48,697.92	25,124,911.00	25,132,550.00
INTL BANK OF RECON AND DEV GLOBAL NOTES DTD 04/30/2015 1.000% 06/15/2018	459058EJ8	25,000,000.00	AAA	Aaa	12/17/15	12/22/15	24,798,450.00	1.33	115,277.78	24,833,873.25	24,977,625.00
INTL BANK OF RECON AND DEV GLOBAL NOTES DTD 04/30/2015 1.000% 06/15/2018	459058EJ8	25,000,000.00	AAA	Aaa	12/17/15	12/22/15	24,798,500.00	1.33	115,277.78	24,833,914.50	24,977,625.00
INTL BANK OF RECON AND DEV GLOBAL NOTES DTD 04/30/2015 1.000% 06/15/2018	459058EJ8	40,000,000.00	AAA	Aaa	05/18/16	05/23/16	40,008,400.00	0.99	184,444.44	40,008,329.20	39,964,200.00
INTL BANK OF RECON AND DEV GLOBAL NOTES DTD 04/30/2015 1.000% 06/15/2018	459058EJ8	50,000,000.00	AAA	Aaa	04/22/15	04/30/15	49,914,500.00	1.06	230,555.56	49,943,819.50	49,955,250.00
INTL BANK OF RECON AND DEV SN NOTES DTD 04/19/2016 0.875% 07/19/2018	459058FE8	25,000,000.00	AAA	Aaa	05/19/16	05/24/16	24,889,806.75	1.08	25,520.83	24,890,788.00	24,921,175.00



Managed Account Detail of Securities Held

For the Month Ending **May 31, 2016**

SAN BERNARDINO COUNTY - 76990800

Security Type/Description Dated Date/Coupon/Maturity	CUSIP	Par	S&P Rating	Moody's Rating	Trade Date	Settle Date	Original Cost	YTM at Cost	Accrued Interest	Amortized Cost	Market Value
Supra-National Agency Bond / Note											
INTL BANK OF RECON AND DEV SN NOTES DTD 04/19/2016 0.875% 07/19/2018	459058FE8	50,000,000.00	AAA	Aaa	04/12/16	04/19/16	49,911,500.00	0.95	51,041.67	49,915,992.50	49,842,350.00
INTER-AMERICAN DEVELOPMENT BANK DTD 08/24/2011 1.750% 08/24/2018	4581X0BR8	25,000,000.00	AAA	Aaa	05/31/16	06/03/16	25,370,589.25	1.07	120,312.50	25,370,589.25	25,413,225.00
INTL BANK OF RECON AND DEV GLOBAL NOTES DTD 10/07/2015 1.000% 10/05/2018	459058ER0	50,000,000.00	AAA	Aaa	09/30/15	10/07/15	49,915,000.00	1.06	77,777.78	49,933,225.50	49,907,050.00
INTL BK OF REC AND DEV NOTE (CALLABLE) DTD 04/26/2016 1.250% 04/26/2019	459058FC2	25,000,000.00	AAA	Aaa	04/21/16	04/26/16	24,947,500.00	1.32	30,381.94	24,949,173.50	24,925,500.00
INTER-AMERICAN DEVELOPMENT BANK DTD 04/12/2016 1.000% 05/13/2019	458182DX7	25,000,000.00	AAA	Aaa	05/24/16	05/27/16	24,842,875.00	1.22	34,027.78	24,843,458.75	24,846,275.00
INTER-AMERICAN DEVELOPMENT BANK DTD 04/12/2016 1.000% 05/13/2019	458182DX7	100,000,000.00	AAA	Aaa	04/05/16	04/12/16	99,700,000.00	1.10	136,111.11	99,713,103.00	99,385,100.00
INTL BANK OF RECON AND DEV DTD 01/25/2016 1.430% 07/25/2019	45905UUV4	50,000,000.00	AAA	Aaa	01/13/16	01/25/16	50,000,000.00	1.43	250,250.00	50,000,000.00	50,371,500.00
INTL BANK OF RECON AND DEV GLOBAL NOTES DTD 01/28/2016 1.250% 07/26/2019	459058EV1	25,000,000.00	AAA	Aaa	01/21/16	01/28/16	24,879,250.00	1.39	106,770.83	24,890,808.50	25,046,500.00
INTER-AMERICAN DEVELOPMENT BANK DTD 10/15/2015 1.250% 10/15/2019	4581X0CR7	25,000,000.00	AAA	Aaa	12/02/15	12/07/15	24,651,000.00	1.62	39,930.56	24,693,714.50	24,874,300.00
INTER-AMERICAN DEVELOPMENT BANK DTD 10/15/2015 1.250% 10/15/2019	4581X0CR7	25,000,000.00	AAA	Aaa	03/16/16	03/21/16	24,746,000.00	1.54	39,930.56	24,759,582.50	24,874,300.00
INTL BANK OF RECON AND DEV GLOBAL NOTES DTD 03/30/2016 1.375% 03/30/2020	459058FA6	25,000,000.00	AAA	Aaa	03/23/16	03/30/16	24,923,500.00	1.45	58,246.53	24,926,659.00	25,034,725.00
Security Type Sub-Total		690,000,000.00					688,434,621.00	1.16	1,688,500.02	688,630,536.70	689,486,000.00
Money Market Fund											



Managed Account Detail of Securities Held

For the Month Ending **May 31, 2016**

SAN BERNARDINO COUNTY - 76990800

Security Type/Description Dated Date/Coupon/Maturity	CUSIP	Par	S&P Rating	Moody's Rating	Trade Date	Settle Date	Original Cost	YTM at Cost	Accrued Interest	Amortized Cost	Market Value
Money Market Fund											
FIDELITY GOV'T MM FUND 2642	31607A703	38,000,000.00	AAAm	Aaa	03/30/16	03/30/16	38,000,000.00	0.24	0.00	38,000,000.00	38,000,000.00
FEDERATED GOVT OBLIGATIONS FUND	608919718	39,000,000.00	AAAm	Aaa	05/04/16	05/04/16	39,000,000.00	0.20	0.00	39,000,000.00	39,000,000.00
Security Type Sub-Total		77,000,000.00					77,000,000.00	0.22	0.00	77,000,000.00	77,000,000.00
Joint Powers Authority											
CALIFORNIA ASSET MANAGEMENT PROGRAM	CAMPFM025	18,000,000.00	AAAm	NR	12/08/15	12/08/15	18,000,000.00	0.47	0.00	18,000,000.00	18,000,000.00
CALIFORNIA ASSET MANAGEMENT PROGRAM	CAMPFM025	24,000,000.00	AAAm	NR	08/12/15	08/12/15	24,000,000.00	0.47	0.00	24,000,000.00	24,000,000.00
CALIFORNIA ASSET MANAGEMENT PROGRAM	CAMPFM025	50,000,000.00	AAAm	NR	06/25/15	06/25/15	50,000,000.00	0.47	0.00	50,000,000.00	50,000,000.00
CALIFORNIA ASSET MANAGEMENT PROGRAM	CAMPFM025	50,000,000.00	AAAm	NR	08/05/15	08/05/15	50,000,000.00	0.47	0.00	50,000,000.00	50,000,000.00
CALIFORNIA ASSET MANAGEMENT PROGRAM	CAMPFM025	50,000,000.00	AAAm	NR	04/27/16	04/27/16	50,000,000.00	0.47	0.00	50,000,000.00	50,000,000.00
Security Type Sub-Total		192,000,000.00					192,000,000.00	0.47	0.00	192,000,000.00	192,000,000.00
Federal Agency Bond / Note											
FHLB NOTES DTD 07/22/2013 0.800% 07/22/2016	313383QU8	25,000,000.00	AA+	Aaa	07/10/13	07/22/13	24,997,500.00	0.80	71,666.67	24,999,880.75	25,016,525.00
FHLB NOTES DTD 12/01/2014 0.430% 08/01/2016	3130A3M50	36,450,000.00	AA+	Aaa	12/02/14	12/03/14	36,424,120.50	0.47	52,245.00	36,447,394.19	36,451,603.80
FHLB NOTES DTD 02/09/2015 0.450% 08/09/2016	3130A45N8	25,000,000.00	AA+	Aaa	02/09/15	02/10/15	24,955,750.00	0.57	35,000.00	24,994,401.75	25,002,925.00
FNMA NOTES DTD 07/19/2013 0.625% 08/26/2016	3135G0YE7	50,000,000.00	AA+	Aaa	07/17/13	07/19/13	49,839,500.00	0.73	82,465.28	49,987,667.00	50,017,650.00
FHLB NOTES DTD 08/26/2010 2.000% 09/09/2016	313370TW8	25,000,000.00	AA+	Aaa	11/25/14	11/26/14	25,657,000.00	0.52	113,888.89	25,100,480.25	25,104,800.00



Managed Account Detail of Securities Held

For the Month Ending **May 31, 2016**

SAN BERNARDINO COUNTY - 76990800

Security Type/Description Dated Date/Coupon/Maturity	CUSIP	Par	S&P Rating	Moody's Rating	Trade Date	Settle Date	Original Cost	YTM at Cost	Accrued Interest	Amortized Cost	Market Value
Federal Agency Bond / Note											
FNMA NOTES AGENCY (EX-CALLABLE) DTD 03/26/2013 0.625% 09/26/2016	3135G0VX8	25,000,000.00	AA+	Aaa	09/05/13	09/06/13	24,570,000.00	1.20	28,211.81	24,954,358.00	24,997,525.00
FHLB NOTES DTD 08/07/2014 0.500% 09/28/2016	3130A2T97	15,000,000.00	AA+	Aaa	08/06/14	08/07/14	14,966,250.00	0.61	13,125.00	14,994,851.25	15,001,665.00
FHLMC NOTES DTD 08/16/2013 0.875% 10/14/2016	3137EADS5	25,000,000.00	AA+	Aaa	08/14/13	08/16/13	24,996,250.00	0.88	28,559.03	24,999,550.50	25,028,625.00
FFCB NOTES DTD 10/14/2014 0.600% 10/14/2016	3133EDX98	25,000,000.00	AA+	Aaa	10/03/14	10/14/14	24,975,000.00	0.65	19,583.33	24,995,359.50	25,016,300.00
FHLMC NOTES DTD 08/16/2013 0.875% 10/14/2016	3137EADS5	25,000,000.00	AA+	Aaa	10/03/14	10/06/14	25,111,500.00	0.65	28,559.03	25,020,472.75	25,028,625.00
FHLB NOTES (EX-CALLABLE) DTD 10/28/2015 0.400% 10/28/2016	3130A6MW4	25,000,000.00	AA+	Aaa	10/14/15	10/28/15	25,000,000.00	0.40	9,166.67	25,000,000.00	24,987,950.00
FFCB NOTES DTD 11/03/2015 0.400% 11/03/2016	3133EFMW4	25,000,000.00	AA+	Aaa	10/27/15	11/03/15	24,998,425.00	0.41	7,777.78	24,999,334.25	24,981,100.00
FANNIE MAE NOTES DTD 10/20/2011 1.375% 11/15/2016	3135G0ES8	25,000,000.00	AA+	Aaa	05/10/13	05/13/13	25,707,250.00	0.56	15,277.78	25,092,682.00	25,092,500.00
FANNIE MAE NOTES DTD 10/20/2011 1.375% 11/15/2016	3135G0ES8	25,000,000.00	AA+	Aaa	05/31/13	06/03/13	25,563,500.00	0.71	15,277.78	25,075,193.75	25,092,500.00
FANNIE MAE NOTES DTD 10/20/2011 1.375% 11/15/2016	3135G0ES8	25,000,000.00	AA+	Aaa	11/12/13	11/13/13	25,493,750.00	0.71	15,277.78	25,075,504.50	25,092,500.00
FHLB NOTES DTD 11/15/2013 0.625% 12/28/2016	3130A0C65	20,000,000.00	AA+	Aaa	11/14/13	11/15/13	19,942,800.00	0.72	53,125.00	19,989,358.40	19,996,380.00
FANNIE MAE GLOBAL NOTES DTD 01/09/2012 1.250% 01/30/2017	3135G0GY3	50,000,000.00	AA+	Aaa	10/16/14	10/17/14	50,746,000.00	0.59	210,069.44	50,217,658.50	50,193,350.00
FANNIE MAE GLOBAL NOTES DTD 01/09/2012 1.250% 01/30/2017	3135G0GY3	50,000,000.00	AA+	Aaa	10/27/14	10/28/14	50,713,000.00	0.61	210,069.44	50,210,865.00	50,193,350.00
FHLMC NOTES DTD 01/21/2014 0.875% 02/22/2017	3137EADT3	25,000,000.00	AA+	Aaa	01/17/14	01/21/14	24,959,750.00	0.93	60,156.25	24,990,436.00	25,030,625.00



Managed Account Detail of Securities Held

For the Month Ending **May 31, 2016**

SAN BERNARDINO COUNTY - 76990800

Security Type/Description Dated Date/Coupon/Maturity	CUSIP	Par	S&P Rating	Moody's Rating	Trade Date	Settle Date	Original Cost	YTM at Cost	Accrued Interest	Amortized Cost	Market Value
Federal Agency Bond / Note											
FFCB (FLOATING) NOTES DTD 02/27/2014 0.505% 02/27/2017	3133EDFW7	30,000,000.00	AA+	Aaa	02/21/14	02/27/14	30,000,000.00	0.21	2,102.92	30,000,000.00	30,003,300.00
FHLB AGENCY DTD 03/06/2015 0.720% 03/06/2017	3130A4K27	50,000,000.00	AA+	Aaa	03/26/15	03/27/15	50,004,500.00	0.72	85,000.00	50,001,790.50	50,030,750.00
FHLB NOTES DTD 02/06/2012 0.875% 03/10/2017	3133782N0	25,000,000.00	AA+	Aaa	12/23/14	12/26/14	24,975,224.50	0.92	49,218.75	24,991,261.75	25,034,450.00
FFCB (FLOATING) NOTES DTD 04/17/2014 0.484% 04/17/2017	3133EDJX1	25,000,000.00	AA+	Aaa	04/11/14	04/17/14	25,000,000.00	0.21	5,041.15	25,000,000.00	25,009,975.00
FANNIE MAE GLOBAL NOTES DTD 04/16/2007 5.000% 05/11/2017	31359M7X5	50,000,000.00	AA+	Aaa	03/26/15	03/27/15	54,460,500.00	0.75	138,888.89	51,993,841.50	51,968,900.00
FHLMC NOTES DTD 12/30/2014 0.990% 06/30/2017	3134G5VY8	50,000,000.00	AA+	Aaa	12/18/14	12/30/14	50,000,000.00	0.99	207,625.00	50,000,000.00	50,109,350.00
FHLMC NOTES DTD 05/29/2015 0.750% 07/14/2017	3137EADV8	25,000,000.00	AA+	Aaa	05/28/15	05/29/15	24,980,500.00	0.79	71,354.17	24,989,718.75	24,988,300.00
FHLMC NOTES (CALLABLE) DTD 06/23/2015 0.950% 08/23/2017	3134G7BM2	25,000,000.00	AA+	Aaa	06/05/15	06/23/15	25,000,000.00	0.95	104,236.11	25,000,000.00	25,006,125.00
FHLB NOTES (CALLABLE) DTD 06/25/2015 0.950% 08/24/2017	3130A5LX5	25,000,000.00	AA+	Aaa	06/05/15	06/25/15	25,000,000.00	0.95	103,576.39	25,000,000.00	25,001,050.00
FHLB NOTES DTD 07/24/2015 0.750% 08/28/2017	3130A62S5	17,000,000.00	AA+	Aaa	07/23/15	07/24/15	16,961,920.00	0.86	32,937.50	16,977,334.75	16,987,794.00
FHLB NOTES DTD 06/02/2015 0.750% 08/28/2017	3130A5HT9	23,250,000.00	AA+	Aaa	06/02/15	06/03/15	23,211,172.50	0.83	45,046.88	23,228,331.70	23,226,331.50
FANNIE MAE GLOBAL NOTES DTD 07/20/2012 0.875% 08/28/2017	3135G0MZ3	50,000,000.00	AA+	Aaa	09/18/12	09/19/12	50,046,000.00	0.86	113,020.83	50,011,751.00	50,049,900.00
FFCB NOTES DTD 02/25/2015 1.000% 09/25/2017	3133EEQX1	19,589,000.00	AA+	Aaa	04/28/15	04/29/15	19,682,047.75	0.80	35,913.17	19,640,158.04	19,616,346.24
FFCB NOTES DTD 02/25/2015 1.000% 09/25/2017	3133EEQX1	25,000,000.00	AA+	Aaa	03/04/15	03/04/15	25,010,711.25	0.98	45,833.33	25,005,530.50	25,034,900.00



Managed Account Detail of Securities Held

For the Month Ending **May 31, 2016**

SAN BERNARDINO COUNTY - 76990800

Security Type/Description Dated Date/Coupon/Maturity	CUSIP	Par	S&P Rating	Moody's Rating	Trade Date	Settle Date	Original Cost	YTM at Cost	Accrued Interest	Amortized Cost	Market Value
Federal Agency Bond / Note											
FNMA NOTES DTD 08/25/2014 1.000% 09/27/2017	3135G0ZL0	10,000,000.00	AA+	Aaa	08/21/14	08/25/14	9,964,300.00	1.12	17,777.78	9,984,562.60	10,022,860.00
FREDDIE MAC GLOBAL NOTES (EX-CALLABLE) DTD 09/27/2012 1.000% 09/27/2017	3134G3M31	10,000,000.00	AA+	Aaa	04/28/15	04/29/15	10,046,400.00	0.81	17,777.78	10,025,560.10	10,029,550.00
FHLB NOTES DTD 09/03/2014 1.100% 09/29/2017	3130A2XL5	15,000,000.00	AA+	Aaa	09/04/14	09/05/14	14,974,950.00	1.16	28,416.67	14,989,036.35	15,039,660.00
FHLB NOTES DTD 09/03/2014 1.100% 09/29/2017	3130A2XL5	25,000,000.00	AA+	Aaa	09/04/14	09/05/14	24,962,000.00	1.15	47,361.11	24,983,367.50	25,066,100.00
FANNIE MAE GLOBAL NOTES DTD 09/24/2012 0.875% 10/26/2017	3135G0PO0	25,000,000.00	AA+	Aaa	04/28/15	04/29/15	25,044,575.00	0.80	21,267.36	25,025,203.75	25,013,175.00
FHLMC NOTES DTD 12/11/2015 1.000% 12/15/2017	3137EADX4	50,000,000.00	AA+	Aaa	12/10/15	12/11/15	49,948,500.00	1.05	236,111.11	49,960,508.00	50,084,800.00
FFCB NOTES DTD 12/18/2014 1.125% 12/18/2017	3133EEFE5	25,000,000.00	AA+	Aaa	12/09/14	12/18/14	24,975,925.00	1.16	127,343.75	24,987,480.50	25,082,900.00
FFCB NOTES DTD 12/18/2014 1.125% 12/18/2017	3133EEFE5	25,000,000.00	AA+	Aaa	12/09/14	12/18/14	24,976,000.00	1.16	127,343.75	24,987,519.50	25,082,900.00
FHLB NOTES DTD 11/20/2015 1.000% 12/19/2017	3130A6SW8	25,000,000.00	AA+	Aaa	11/19/15	11/20/15	25,000,000.00	1.00	112,500.00	25,000,000.00	25,048,375.00
FNMA NOTES (CALLABLE) DTD 12/26/2012 1.000% 12/26/2017	3135G0SJ3	22,155,000.00	AA+	Aaa	01/03/13	01/04/13	22,159,431.00	1.00	95,389.58	22,155,000.00	22,165,479.32
FHLMC NOTES DTD 11/21/2012 0.750% 01/12/2018	3137EADN6	25,000,000.00	AA+	Aaa	01/28/13	01/29/13	24,656,750.00	1.04	72,395.83	24,886,239.50	24,950,475.00
FHLMC NOTES DTD 11/21/2012 0.750% 01/12/2018	3137EADN6	25,000,000.00	AA+	Aaa	01/30/13	01/31/13	24,670,250.00	1.02	72,395.83	24,890,614.50	24,950,475.00
FFCB NOTES DTD 02/26/2016 0.850% 02/26/2018	3133EFF51	25,000,000.00	AA+	Aaa	02/24/16	02/26/16	25,011,500.00	0.83	56,076.39	25,009,992.00	24,965,775.00
FHLB NOTES DTD 02/18/2016 0.875% 03/19/2018	3130A7CX1	25,000,000.00	AA+	Aaa	02/16/16	02/18/16	24,992,250.00	0.89	43,750.00	24,993,275.50	24,970,600.00



Managed Account Detail of Securities Held

For the Month Ending **May 31, 2016**

SAN BERNARDINO COUNTY - 76990800

Security Type/Description Dated Date/Coupon/Maturity	CUSIP	Par	S&P Rating	Moody's Rating	Trade Date	Settle Date	Original Cost	YTM at Cost	Accrued Interest	Amortized Cost	Market Value
Federal Agency Bond / Note											
FNMA NOTE DTD 03/04/2016 0.875% 03/28/2018	3135G0J61	50,000,000.00	AA+	Aaa	03/01/16	03/04/16	49,900,000.00	0.97	76,562.50	49,911,549.50	49,945,750.00
FHLMC REFERENCE NOTE DTD 04/07/2016 0.750% 04/09/2018	3137EAEA3	50,000,000.00	AA+	Aaa	04/06/16	04/07/16	49,921,500.00	0.83	56,250.00	49,927,336.00	49,817,250.00
FFCB NOTES DTD 04/12/2016 0.750% 04/18/2018	3133EF3B1	50,000,000.00	AA+	Aaa	04/07/16	04/12/16	49,932,000.00	0.82	51,041.67	49,936,564.00	49,823,700.00
FHLB NOTES DTD 02/27/2015 1.125% 04/25/2018	3130A4GJ5	30,000,000.00	AA+	Aaa	02/26/15	02/27/15	29,986,200.00	1.14	33,750.00	29,991,583.80	30,097,950.00
FHLB NOTES DTD 05/04/2015 1.000% 05/04/2018	3130A57K9	25,000,000.00	AA+	Aaa	04/28/15	05/04/15	25,006,500.00	0.99	18,750.00	25,004,192.75	25,011,225.00
FFCB NOTES DTD 05/11/2015 1.030% 05/11/2018	3133EEJ50	25,000,000.00	AA+	Aaa	05/04/15	05/11/15	24,980,500.00	1.06	14,305.56	24,987,291.75	25,035,525.00
FFCB NOTES DTD 05/11/2015 1.030% 05/11/2018	3133EEJ50	25,000,000.00	AA+	Aaa	05/05/15	05/11/15	24,954,575.00	1.09	14,305.56	24,970,391.00	25,035,525.00
FHLB NOTES DTD 05/04/2012 1.250% 06/08/2018	313379DT3	25,000,000.00	AA+	Aaa	05/09/16	05/10/16	25,225,000.00	0.81	150,173.61	25,218,764.25	25,144,600.00
FEDERAL HOME LOAN BANKS AGCY DTD 05/27/2016 0.875% 06/29/2018	3130A8BD4	35,000,000.00	AA+	Aaa	05/26/16	05/27/16	34,915,650.00	0.99	3,402.78	34,916,087.50	34,919,675.00
FNMA BENCHMARK NOTE DTD 09/01/2015 1.125% 10/19/2018	3135G0E58	12,000,000.00	AA+	Aaa	09/09/15	09/10/15	11,972,640.00	1.20	15,750.00	11,978,910.24	12,040,416.00
FNMA BENCHMARK NOTE DTD 09/01/2015 1.125% 10/19/2018	3135G0E58	25,000,000.00	AA+	Aaa	09/09/15	09/10/15	24,943,250.00	1.20	32,812.50	24,956,255.50	25,084,200.00
FHLMC NOTES (CALLABLE) DTD 04/26/2016 1.050% 10/26/2018	3134G8YU7	50,000,000.00	AA+	Aaa	04/19/16	04/26/16	49,965,000.00	1.08	51,041.67	49,966,346.50	49,843,050.00
FNMA BENCHMARK NOTE DTD 02/23/2016 1.000% 02/26/2019	3135G0J53	25,000,000.00	AA+	Aaa	02/18/16	02/23/16	24,941,000.00	1.08	65,972.22	24,946,262.00	24,934,275.00
FREDDIE MAC NOTES DTD 03/21/2016 1.125% 04/15/2019	3137EADZ9	25,000,000.00	AA+	Aaa	03/17/16	03/21/16	24,991,750.00	1.14	54,687.50	24,992,282.50	25,001,100.00



Managed Account Detail of Securities Held

For the Month Ending **May 31, 2016**

SAN BERNARDINO COUNTY - 76990800

Security Type/Description Dated Date/Coupon/Maturity	CUSIP	Par	S&P Rating	Moody's Rating	Trade Date	Settle Date	Original Cost	YTM at Cost	Accrued Interest	Amortized Cost	Market Value
Federal Agency Bond / Note											
FREDDIE MAC GLOBAL NOTES DTD 07/30/2012 1.250% 08/01/2019	3137EADK2	23,347,000.00	AA+	Aaa	08/07/15	08/10/15	23,123,989.46	1.50	97,279.17	23,168,317.70	23,428,924.62
FNMA NOTES DTD 01/12/2015 1.625% 01/21/2020	3135G0A78	25,000,000.00	AA+	Aaa	12/02/15	12/03/15	25,004,100.00	1.62	146,701.39	25,003,765.25	25,371,475.00

Security Type Sub-Total **1,818,791,000.00** **1,825,096,406.96** **0.86** **4,067,990.12** **1,820,739,426.87** **1,822,401,735.48**

Corporate Note											
WELLS FARGO COMPANY CORPORATE STEP NOTE DTD 09/15/2010 3.676% 06/15/2016	949746QU8	18,195,000.00	A	A2	04/22/15	04/27/15	18,816,723.15	0.65	141,201.29	18,216,410.24	18,214,122.95
WELLS FARGO & COMPANY DTD 07/29/2013 1.250% 07/20/2016	94974BFL9	15,311,000.00	A	A2	06/24/15	06/29/15	15,389,851.65	0.76	69,643.78	15,321,164.97	15,323,034.45
WELLS FARGO & COMPANY (FLOATING) DTD 07/29/2013 1.164% 07/20/2016	94974BFM7	25,000,000.00	A	A2	08/11/15	08/14/15	25,082,000.00	0.48	33,960.21	25,016,440.50	25,019,100.00
WELLS FARGO & COMPANY DTD 07/29/2013 1.250% 07/20/2016	94974BFL9	25,000,000.00	A	A2	09/29/15	09/30/15	25,108,500.00	0.71	113,715.28	25,018,363.75	25,019,650.00
WELLS FARGO & COMPANY GLOBAL NOTES DTD 12/12/2011 2.625% 12/15/2016	94974BEZ9	10,500,000.00	A	A2	04/22/15	04/27/15	10,805,025.00	0.83	127,093.75	10,601,098.83	10,598,290.50
WAL-MART STORES INC CORP NOTES DTD 04/22/2014 1.000% 04/21/2017	931142DN0	1,500,000.00	AA	Aa2	04/15/14	04/22/14	1,499,775.00	1.01	1,666.67	1,499,932.55	1,503,471.00
MICROSOFT CORP NOTES DTD 11/03/2015 1.300% 11/03/2018	594918BF0	1,000,000.00	AAA	Aaa	10/30/15	11/04/15	1,001,640.00	1.24	1,011.11	1,001,330.06	1,003,125.00
MICROSOFT CORP NOTES DTD 11/03/2015 1.300% 11/03/2018	594918BF0	1,000,000.00	AAA	Aaa	10/30/15	11/04/15	1,001,670.00	1.24	1,011.11	1,001,354.39	1,003,125.00
MICROSOFT CORP NOTES DTD 11/03/2015 1.300% 11/03/2018	594918BF0	3,500,000.00	AAA	Aaa	10/30/15	11/04/15	3,505,425.00	1.25	3,538.89	3,504,399.82	3,510,937.50
MICROSOFT CORP NOTES DTD 11/03/2015 1.300% 11/03/2018	594918BF0	4,500,000.00	AAA	Aaa	10/30/15	11/04/15	4,506,750.00	1.25	4,550.00	4,505,474.48	4,514,062.50



Managed Account Detail of Securities Held

For the Month Ending **May 31, 2016**

SAN BERNARDINO COUNTY - 76990800

Security Type/Description Dated Date/Coupon/Maturity	CUSIP	Par	S&P Rating	Moody's Rating	Trade Date	Settle Date	Original Cost	YTM at Cost	Accrued Interest	Amortized Cost	Market Value
Corporate Note											
MICROSOFT CORP NOTES DTD 11/03/2015 1.300% 11/03/2018	594918BF0	5,000,000.00	AAA	Aaa	10/30/15	11/04/15	5,007,050.00	1.25	5,055.56	5,005,717.85	5,015,625.00
MICROSOFT CORP NOTES DTD 11/03/2015 1.300% 11/03/2018	594918BF0	5,000,000.00	AAA	Aaa	10/30/15	11/04/15	5,007,750.00	1.25	5,055.56	5,006,285.45	5,015,625.00
MICROSOFT CORP NOTES DTD 11/03/2015 1.300% 11/03/2018	594918BF0	5,000,000.00	AAA	Aaa	10/30/15	11/04/15	5,008,500.00	1.24	5,055.56	5,006,893.55	5,015,625.00
Security Type Sub-Total		120,506,000.00					121,740,659.80	0.78	512,558.77	120,704,866.44	120,755,793.90
Commercial Paper											
JP MORGAN SECURITIES LLC COMM PAPER DTD 10/29/2015 0.000% 06/01/2016	46640PF16	25,000,000.00	A-1	P-1	12/01/15	12/01/15	24,913,583.33	0.68	0.00	25,000,000.00	24,999,750.00
BNP PARIBAS NY BRANCH COMM PAPER -- 0.000% 06/01/2016	09659BF13	25,000,000.00	A-1	P-1	03/24/16	03/24/16	24,977,000.00	0.48	0.00	25,000,000.00	24,999,750.00
TOYOTA MOTOR CREDIT CORP COMM PAPER -- 0.000% 06/01/2016	89233GF19	25,000,000.00	A-1+	P-1	03/24/16	03/24/16	24,978,916.67	0.44	0.00	25,000,000.00	24,999,800.00
BNP PARIBAS NY BRANCH COMM PAPER -- 0.000% 06/01/2016	09659BF13	25,000,000.00	A-1	P-1	03/29/16	03/30/16	24,979,000.00	0.48	0.00	25,000,000.00	24,999,750.00
CREDIT AGRICOLE CIB NY COMM PAPER -- 0.000% 06/01/2016	22533TF19	30,000,000.00	A-1	P-1	05/31/16	05/31/16	29,999,750.00	0.30	0.00	30,000,000.00	29,999,670.00
CREDIT AGRICOLE CIB NY COMM PAPER -- 0.000% 06/01/2016	22533TF19	49,000,000.00	A-1	P-1	05/31/16	05/31/16	48,999,591.67	0.30	0.00	49,000,000.00	48,999,461.00
JP MORGAN SECURITIES LLC COMM PAPER DTD 10/29/2015 0.000% 06/01/2016	46640PF16	50,000,000.00	A-1	P-1	11/24/15	11/25/15	49,829,375.00	0.65	0.00	50,000,000.00	49,999,500.00
BANK OF TOKYO MITSUBISHI UFJ COMM PAPER -- 0.000% 06/01/2016	06538BF16	50,000,000.00	A-1	P-1	03/01/16	03/01/16	49,919,500.00	0.63	0.00	50,000,000.00	49,999,500.00



Managed Account Detail of Securities Held

For the Month Ending **May 31, 2016**

SAN BERNARDINO COUNTY - 76990800

Security Type/Description Dated Date/Coupon/Maturity	CUSIP	Par	S&P Rating	Moody's Rating	Trade Date	Settle Date	Original Cost	YTM at Cost	Accrued Interest	Amortized Cost	Market Value
Commercial Paper											
GE CAPITAL TREASURY SERVICES US LLC CP DTD 02/01/2016 0.000% 06/01/2016	36164JF17	50,000,000.00	A-1+	P-1	04/08/16	04/08/16	49,970,750.00	0.39	0.00	50,000,000.00	49,999,550.00
BNP PARIBAS NY BRANCH COMM PAPER -- 0.000% 06/01/2016	09659BF13	50,000,000.00	A-1	P-1	04/27/16	04/27/16	49,979,583.33	0.42	0.00	50,000,000.00	49,999,500.00
TOYOTA MOTOR CREDIT CORP COMM PAPER DTD 12/11/2015 0.000% 06/08/2016	89233GF84	50,000,000.00	A-1+	P-1	12/11/15	12/11/15	49,817,500.00	0.73	0.00	49,992,903.00	49,996,650.00
GENERAL ELECTRIC CO COMM PAPER -- 0.000% 06/29/2016	36960LFV2	50,000,000.00	A-1+	P-1	04/01/16	04/04/16	49,943,861.11	0.47	0.00	49,981,722.00	49,984,750.00
GENERAL ELECTRIC CO COMM PAPER -- 0.000% 06/29/2016	36960LFV2	50,000,000.00	A-1+	P-1	04/05/16	04/06/16	49,944,000.00	0.48	0.00	49,981,333.50	49,984,750.00
RABOBANK NEDERLAND NV NY COMM PAPER -- 0.000% 07/01/2016	21687AG15	50,000,000.00	A-1	P-1	01/27/16	01/27/16	49,845,083.33	0.72	0.00	49,970,208.50	49,981,400.00
BANK OF TOKYO MITSUBISHI UFJ COMM PAPER -- 0.000% 07/01/2016	06538BG15	50,000,000.00	A-1	P-1	04/05/16	04/06/16	49,925,944.44	0.62	0.00	49,974,166.50	49,980,950.00
BANK OF TOKYO MITSUBISHI UFJ COMM PAPER -- 0.000% 07/01/2016	06538BG15	50,000,000.00	A-1	P-1	04/27/16	04/27/16	49,952,152.78	0.53	0.00	49,977,916.50	49,980,950.00
JP MORGAN SECURITIES LLC COMM PAPER DTD 10/19/2015 0.000% 07/15/2016	46640PGF4	25,000,000.00	A-1	P-1	10/21/15	10/21/15	24,884,611.11	0.62	0.00	24,981,055.50	24,986,575.00
TOYOTA MOTOR CREDIT CORP COMM PAPER -- 0.000% 07/25/2016	89233GGR1	25,000,000.00	A-1+	P-1	10/29/15	11/02/15	24,883,625.00	0.63	0.00	24,976,375.00	24,982,550.00
JP MORGAN SECURITIES LLC COMM PAPER DTD 10/29/2015 0.000% 07/25/2016	46640PGR8	50,000,000.00	A-1	P-1	10/29/15	10/29/15	49,756,250.00	0.65	0.00	49,951,250.00	49,966,150.00



Managed Account Detail of Securities Held

For the Month Ending **May 31, 2016**

SAN BERNARDINO COUNTY - 76990800

Security Type/Description Dated Date/Coupon/Maturity	CUSIP	Par	S&P Rating	Moody's Rating	Trade Date	Settle Date	Original Cost	YTM at Cost	Accrued Interest	Amortized Cost	Market Value
Commercial Paper											
BANK OF TOKYO MITSUBISHI UFJ COMM PAPER -- 0.000% 08/01/2016	06538BH14	25,000,000.00	A-1	P-1	05/25/16	05/25/16	24,972,611.11	0.58	0.00	24,975,430.50	24,976,400.00
RABOBANK NEDERLAND NV NY COMM PAPER -- 0.000% 08/01/2016	21687AH14	50,000,000.00	A-1	P-1	01/27/16	01/27/16	49,788,326.39	0.82	0.00	49,930,951.50	49,956,250.00
TOYOTA MOTOR CREDIT CORP COMM PAPER -- 0.000% 08/03/2016	89233GH33	50,000,000.00	A-1+	P-1	05/26/16	05/26/16	49,952,083.33	0.50	0.00	49,956,250.00	49,956,800.00
RABOBANK NEDERLAND NV NY COMM PAPER -- 0.000% 08/16/2016	21687AHG1	25,000,000.00	A-1	P-1	02/11/16	02/12/16	24,896,666.75	0.80	0.00	24,957,777.75	24,969,625.00
JP MORGAN SEC LLC FLOATING COMM PAPER DTD 11/25/2015 0.771% 08/17/2016	46640ECR7	50,000,000.00	A-1	P-1	11/24/15	11/25/15	50,000,000.00	0.56	16,067.71	50,000,000.00	50,003,000.00
TOYOTA MOTOR CREDIT CORP COMM PAPER -- 0.000% 09/01/2016	89233GJ15	50,000,000.00	A-1+	P-1	04/28/16	04/29/16	49,890,625.00	0.63	0.00	49,919,500.00	49,924,950.00
COOPERATIEVE RABOBANK U.A. COMM PAPER -- 0.000% 11/02/2016	21687AL27	50,000,000.00	A-1	P-1	05/16/16	05/18/16	49,807,500.00	0.83	0.00	49,823,541.50	49,825,000.00
RABOBANK NEDERLAND NV NY COMM PAPER -- 0.000% 11/07/2016	21687AL76	25,000,000.00	A-1	P-1	05/27/16	05/27/16	24,908,888.89	0.80	0.00	24,911,666.75	24,907,000.00
Security Type Sub-Total		1,104,000,000.00					1,101,716,779.24	0.58	16,067.71	1,103,262,048.50	1,103,359,981.00
Certificate of Deposit											
ROYAL BANK OF CANADA NY CERT DEPOS DTD 12/10/2015 0.780% 06/08/2016	78009NXT8	25,000,000.00	A-1+	P-1	12/09/15	12/10/15	25,000,000.00	0.78	94,250.00	25,000,000.00	25,003,432.50



Managed Account Detail of Securities Held

For the Month Ending **May 31, 2016**

SAN BERNARDINO COUNTY - 76990800

Security Type/Description Dated Date/Coupon/Maturity	CUSIP	Par	S&P Rating	Moody's Rating	Trade Date	Settle Date	Original Cost	YTM at Cost	Accrued Interest	Amortized Cost	Market Value
Certificate of Deposit											
BANK OF NOVA SCOTIA HOUSTON CERT DEPOS DTD 06/10/2015 0.590% 06/09/2016	06417HY34	25,000,000.00	A-1	P-1	06/09/15	06/10/15	25,000,000.00	0.59	146,270.83	25,000,000.00	25,001,432.50
ROYAL BANK OF CANADA NY CERT DEPOS DTD 01/07/2016 0.815% 07/01/2016	78009NYY6	50,000,000.00	A-1+	P-1	01/06/16	01/07/16	50,000,000.00	0.82	165,263.89	50,000,000.00	50,024,960.00
WELLS FARGO BANK NA CERT DEPOS DTD 01/06/2016 0.830% 07/01/2016	94988EN46	50,000,000.00	A-1+	P-1	01/06/16	01/06/16	50,000,000.00	0.83	169,458.33	50,000,000.00	50,026,245.00
SVENSKA HANDELSBANKEN NY CERT DEPOS DTD 03/28/2016 0.555% 07/01/2016	86958DZ96	50,000,000.00	A-1+	P-1	03/28/16	03/28/16	50,000,658.77	0.55	50,104.17	50,000,208.00	50,002,800.00
SVENSKA HANDELSBANKEN NY CERT DEPOS DTD 04/13/2016 0.500% 07/01/2016	86958D2Z4	50,000,000.00	A-1+	P-1	04/12/16	04/13/16	50,000,548.00	0.50	34,027.78	50,000,208.00	49,998,096.50
WELLS FARGO BANK NA CERT DEPOS DTD 01/15/2016 0.820% 07/08/2016	94988ENS3	30,000,000.00	A-1+	P-1	01/14/16	01/15/16	30,000,000.00	0.82	94,300.00	30,000,000.00	30,018,087.00
BANK OF NOVA SCOTIA NY FLOATING CD DTD 07/10/2015 0.649% 07/11/2016	06417H3P9	50,000,000.00	A-1	P-1	07/09/15	07/10/15	50,000,000.00	0.41	18,918.96	50,000,000.00	49,983,750.00
CBA AUSTRALIA CERT DEPOS DTD 02/01/2016 0.750% 08/01/2016	20271ELA5	25,000,000.00	A-1+	P-1	01/28/16	02/01/16	25,000,000.00	0.75	63,020.83	25,000,000.00	25,015,322.50
BANK OF NOVA SCOTIA HOUSTON CERT DEPOS DTD 04/05/2016 0.650% 08/05/2016	06417GGY8	25,000,000.00	A-1	P-1	04/04/16	04/05/16	25,000,000.00	0.65	25,729.17	25,000,000.00	25,005,797.50
BANK OF MONTREAL CHICAGO FLT CERT DEPOS DTD 08/13/2015 0.677% 08/12/2016	06427EAP6	25,000,000.00	A-1	P-1	08/12/15	08/13/15	25,000,000.00	0.44	9,406.95	25,000,000.00	25,007,775.00
WESTPAC BANKING CORP NY CERT DEPOS DTD 11/24/2015 0.700% 08/19/2016	96121TF60	50,000,000.00	A-1+	P-1	11/23/15	11/24/15	50,000,000.00	0.46	184,722.22	50,000,000.00	50,011,495.00
SWEDBANK NY CERT DEPOS DTD 05/17/2016 0.560% 09/01/2016	87019UKK4	50,000,000.00	A-1+	P-1	05/16/16	05/17/16	50,000,000.00	0.56	11,666.67	50,000,000.00	49,964,881.00
SVENSKA HANDELSBANKEN NY CERT DEPOS DTD 05/31/2016 0.605% 09/06/2016	86958D4T6	25,000,000.00	A-1+	P-1	05/26/16	05/31/16	25,000,339.75	0.60	420.14	25,000,336.25	24,985,266.50



Managed Account Detail of Securities Held

For the Month Ending **May 31, 2016**

SAN BERNARDINO COUNTY - 76990800

Security Type/Description Dated Date/Coupon/Maturity	CUSIP	Par	S&P Rating	Moody's Rating	Trade Date	Settle Date	Original Cost	YTM at Cost	Accrued Interest	Amortized Cost	Market Value
Certificate of Deposit											
WELLS FARGO BANK NA FLOATING CERT DEPOS DTD 09/02/2015 0.689% 09/26/2016	94988EJK5	25,000,000.00	A-1+	P-1	09/01/15	09/02/15	25,000,000.00	0.45	13,871.67	25,000,000.00	25,004,200.00
BMO HARRIS BANK NA FLOATING CERT DEPOS DTD 09/02/2015 0.779% 10/03/2016	05574BFN5	25,000,000.00	A-1	P-1	09/02/15	09/02/15	25,000,000.00	0.54	15,684.17	25,000,000.00	25,002,625.00
WESTPAC BANKING CORP NY FLOATING CD DTD 03/21/2016 0.794% 10/17/2016	96121TP51	25,000,000.00	A-1+	P-1	03/17/16	03/21/16	25,000,000.00	0.80	8,270.31	25,000,000.00	24,988,625.00
BMO HARRIS BANK NA FLOATING CERT DEPOS DTD 09/23/2015 0.824% 10/26/2016	05574BFS4	25,000,000.00	A-1	P-1	09/22/15	09/23/15	25,000,000.00	0.58	3,434.17	25,000,000.00	25,002,625.00
BANK OF NOVA SCOTIA HOUSTON FLOATING CD DTD 02/05/2016 0.869% 11/01/2016	06417GEC8	50,000,000.00	A-1	P-1	02/04/16	02/05/16	50,000,000.00	0.87	34,993.34	50,000,000.00	50,057,000.00
TORONTO DOMINION BANK NY FLOATING CD DTD 10/02/2015 0.709% 11/02/2016	89113ED37	25,000,000.00	A-1+	P-1	10/01/15	10/02/15	25,000,000.00	0.47	14,274.45	25,000,000.00	25,010,375.00
NORDEA BANK FINLAND NY CERT DEPOS DTD 04/15/2016 0.900% 11/09/2016	65558LPS5	50,000,000.00	A-1+	P-1	04/15/16	04/15/16	50,000,000.00	0.90	58,750.00	50,000,000.00	49,991,221.50
BANK OF NOVA SCOTIA HOUSTON FLOATING CD DTD 11/25/2015 0.863% 11/23/2016	06417GBH0	25,000,000.00	A-1	P-1	11/24/15	11/25/15	25,000,000.00	0.65	5,393.75	25,000,000.00	24,992,625.00
WESTPAC BANKING CORP NY FLOATING CD DTD 12/30/2015 0.934% 12/30/2016	96121TH43	25,000,000.00	A-1+	P-1	12/30/15	12/30/15	25,000,000.00	0.91	1,920.03	25,000,000.00	25,035,375.00
BMO HARRIS BANK NA FLOATING CERT DEPOS DTD 11/23/2015 0.919% 01/02/2017	05574BGB0	25,000,000.00	A+	Aa3	11/20/15	11/23/15	25,000,000.00	0.70	18,503.61	25,000,000.00	24,993,125.00
WESTPAC BANKING CORP NY FLOATING CD DTD 12/21/2015 0.929% 01/03/2017	96121TG93	50,000,000.00	A-1+	P-1	12/17/15	12/21/15	50,000,000.00	0.88	37,410.00	50,000,000.00	50,016,250.00



Managed Account Detail of Securities Held

For the Month Ending **May 31, 2016**

SAN BERNARDINO COUNTY - 76990800

Security Type/Description Dated Date/Coupon/Maturity	CUSIP	Par	S&P Rating	Moody's Rating	Trade Date	Settle Date	Original Cost	YTM at Cost	Accrued Interest	Amortized Cost	Market Value
Certificate of Deposit											
BANK OF NOVA SCOTIA HOUSTON FLOATING CD DTD 01/05/2016 0.926% 01/05/2017	06417GCU0	25,000,000.00	A-1	P-1	01/04/16	01/05/16	25,000,000.00	0.93	17,360.63	25,000,000.00	24,988,250.00
CBA AUSTRALIA CERT DEPOS DTD 04/05/2016 0.960% 01/05/2017	20271ELF4	50,000,000.00	A-1+	P-1	04/01/16	04/05/16	50,000,000.00	0.64	76,000.00	50,000,000.00	49,775,801.50
TORONTO DOMINION BANK NY FLOATING CD DTD 07/07/2015 0.747% 01/09/2017	89113ETU0	25,000,000.00	AA-	Aa1	07/07/15	07/07/15	25,000,000.00	0.51	11,933.65	25,000,000.00	24,999,375.00
WELLS FARGO BANK NA CERT DEPOS DTD 04/14/2016 1.000% 01/13/2017	94988ETZ1	25,000,000.00	A-1+	P-1	04/13/16	04/14/16	25,000,000.00	0.67	33,333.33	25,000,000.00	24,893,129.00
TORONTO DOMINION BANK NY FLOATING CD DTD 02/01/2016 0.949% 02/01/2017	89113E2V7	25,000,000.00	A-1+	P-1	01/25/16	02/01/16	25,000,000.00	0.96	19,107.78	25,000,000.00	25,012,025.00
TORONTO DOMINION BANK NY FLOATING CD DTD 01/11/2016 0.939% 02/01/2017	89113E2G0	50,000,000.00	A-1+	P-1	01/08/16	01/11/16	50,000,000.00	0.94	37,812.78	50,000,000.00	50,114,000.00
TORONTO DOMINION BANK NY FLOATING CD DTD 01/20/2016 0.939% 02/01/2017	89113E2Q8	50,000,000.00	A-1+	P-1	01/15/16	01/20/16	50,000,000.00	0.94	37,812.78	50,000,000.00	50,103,500.00
WESTPAC BANKING CORP NY FLOATING CD DTD 02/26/2016 1.031% 02/24/2017	96121TM70	25,000,000.00	A-1+	P-1	02/25/16	02/26/16	25,000,000.00	1.02	5,729.45	25,000,000.00	25,022,375.00
BANK OF MONTREAL CHICAGO FLOAT CD DTD 02/05/2016 0.939% 03/01/2017	06427EUH2	25,000,000.00	A-1	P-1	02/04/16	02/05/16	25,000,000.00	0.94	18,906.39	25,000,000.00	25,073,750.00
CBA AUSTRALIA NY FLOATING CERT DEPOS DTD 03/22/2016 0.953% 03/22/2017	20271ELE7	50,000,000.00	A-1+	P-1	03/21/16	03/22/16	50,000,000.00	0.95	13,233.68	50,000,000.00	49,990,250.00
BMO HARRIS BANK NA CERT DEPOS DTD 10/28/2015 1.000% 04/28/2017	05574BGA2	50,000,000.00	A+	Aa3	10/28/15	10/28/15	50,000,000.00	1.01	301,388.89	50,000,000.00	49,899,575.50
CHASE BANK USA NA CERT DEPOS DTD 05/26/2016 1.230% 05/26/2017	16144RVN0	50,000,000.00	A-1	P-1	05/26/16	05/26/16	50,000,000.00	1.23	10,250.00	50,000,000.00	49,988,056.50



Managed Account Detail of Securities Held

For the Month Ending **May 31, 2016**

SAN BERNARDINO COUNTY - 76990800

Security Type/Description	Dated Date/Coupon/Maturity	CUSIP	Par	S&P Rating	Moody's Rating	Trade Date	Settle Date	Original Cost	YTM at Cost	Accrued Interest	Amortized Cost	Market Value
Security Type Sub-Total			1,330,000,000.00					1,330,001,546.52	0.75	1,862,934.80	1,330,000,752.25	1,330,003,475.00
Bank Deposit Account												
STONECASTLE FICA		FICAMF003	50,000,000.00	NR	NR	08/20/14	08/20/14	50,000,000.00	0.35	0.00	50,000,000.00	50,000,000.00
Security Type Sub-Total			50,000,000.00					50,000,000.00	0.35	0.00	50,000,000.00	50,000,000.00
Managed Account Sub-Total			5,747,297,000.00					5,755,139,020.45	0.78	8,771,441.15	5,747,938,039.36	5,751,292,415.38
Securities Sub-Total			\$5,747,297,000.00					\$5,755,139,020.45	0.78%	\$8,771,441.15	\$5,747,938,039.36	\$5,751,292,415.38
Accrued Interest												\$8,771,441.15
Total Investments												\$5,760,063,856.53

Bolded items are forward settling trades.



Managed Account Fair Market Value & Analytics

For the Month Ending **May 31, 2016**

SAN BERNARDINO COUNTY - 76990800

Security Type/Description Dated Date/Coupon/Maturity	CUSIP	Par	Broker	Next Call Date	Market Price	Market Value	Unreal G/L On Cost	Unreal G/L Amort Cost	Effective Duration	Duration to Worst at Mkt	YTM
U.S. Treasury Bond / Note											
US TREASURY NOTES DTD 06/17/2013 0.500% 06/15/2016	912828VG2	25,000,000.00	BARCLAYS		100.01	25,003,050.00	29,417.19	3,506.25	0.04	0.04	0.20
US TREASURY NOTES DTD 08/01/2011 1.500% 07/31/2016	912828QX1	25,000,000.00	BARCLAYS		100.20	25,049,375.00	(838,320.31)	10,366.75	0.17	0.17	0.32
US TREASURY NOTES DTD 10/31/2011 1.000% 10/31/2016	912828RM4	25,000,000.00	BK AMER		100.19	25,048,575.00	(143,807.81)	13,299.50	0.41	0.41	0.53
US TREASURY NOTES DTD 10/31/2011 1.000% 10/31/2016	912828RM4	25,000,000.00	DEUTSCHE		100.19	25,048,575.00	(135,018.75)	14,705.00	0.41	0.41	0.53
US TREASURY NOTES DTD 11/15/2006 4.625% 11/15/2016	912828FY1	25,000,000.00	CITIGRP		101.83	25,458,500.00	(2,397,945.31)	10,147.75	0.46	0.46	0.60
US TREASURY NOTES DTD 11/30/2011 0.875% 11/30/2016	912828RU6	25,000,000.00	BK AMER		100.16	25,039,050.00	(118,176.56)	(421.50)	0.50	0.50	0.56
US TREASURY NOTES DTD 01/31/2012 0.875% 01/31/2017	912828SC5	50,000,000.00	OPPENHIE		100.16	50,078,150.00	(179,662.50)	23,153.00	0.66	0.66	0.64
US TREASURY NOTES DTD 05/31/2012 0.625% 05/31/2017	912828SY7	15,000,000.00	BMO_DIR		99.89	14,983,005.00	116,012.81	26,714.40	0.99	0.99	0.74
US TREASURY NOTES DTD 08/31/2012 0.625% 08/31/2017	912828TM2	25,000,000.00	JPMCHASE		99.82	24,954,100.00	278,318.75	80,912.25	1.24	1.24	0.77
US TREASURY NOTES DTD 11/30/2012 0.625% 11/30/2017	912828UA6	25,000,000.00	BARCLAYS		99.71	24,928,700.00	61,512.50	25,198.00	1.49	1.49	0.82
US TREASURY NOTES DTD 02/29/2012 1.375% 02/28/2019	912828SH4	25,000,000.00	TOR DOM		101.05	25,261,725.00	214,850.00	222,218.25	2.69	2.69	0.99
US TREASURY NOTES DTD 03/31/2014 1.625% 03/31/2019	912828C65	25,000,000.00	TOR DOM		101.73	25,432,625.00	221,687.50	255,221.75	2.76	2.76	1.00
Security Type Sub-Total		315,000,000.00				316,285,430.00	(2,891,132.49)	685,021.40	0.96	0.96	0.64
Supra-National Discount Note											
INTER-AMERICAN DEV BANK SUPRA DN -- 0.000% 06/01/2016	45818KXP2	50,000,000.00	JPMCHASE		100.00	50,000,000.00	27,555.56	0.00	0.00	0.00	0.00
Security Type Sub-Total		50,000,000.00				50,000,000.00	27,555.56	0.00	0.00	0.00	
Supra-National Agency Bond / Note											



Managed Account Fair Market Value & Analytics

For the Month Ending **May 31, 2016**

SAN BERNARDINO COUNTY - 76990800

Security Type/Description	Dated Date/Coupon/Maturity	CUSIP	Par	Broker	Next Call Date	Market Price	Market Value	Unreal G/L On Cost	Unreal G/L Amort Cost	Effective Duration	Duration to Worst at Mkt	YTM
Supra-National Agency Bond / Note												
INTL BK RECON & DEV GLOBAL NT (CALLABLE) DTD 05/19/2015 0.770% 05/19/2017		45905USE5	25,000,000.00	CITIGRP		100.05	25,013,500.00	13,500.00	13,500.00	0.71	0.96	0.71
INTL BK RECON & DEV GLOBAL NT (CALLABLE) DTD 05/19/2015 0.770% 05/19/2017		45905USE5	25,000,000.00	TOR DOM		100.05	25,013,500.00	13,500.00	13,500.00	0.71	0.96	0.71
INTL BANK OF RECON AND DEV GLOBAL NOTES DTD 06/23/2015 1.000% 11/15/2017		459058EM1	25,000,000.00	JPMCHASE		100.04	25,009,750.00	12,000.00	11,155.75	1.44	1.44	0.97
INTL BANK OF RECON AND DEV GLOBAL NOTES DTD 04/10/2014 1.375% 04/10/2018		459058DNO	25,000,000.00	DEUTSCHE		100.53	25,132,550.00	(7,450.00)	7,639.00	1.83	1.83	1.09
INTL BANK OF RECON AND DEV GLOBAL NOTES DTD 04/30/2015 1.000% 06/15/2018		459058EJ8	25,000,000.00	TOR DOM		99.91	24,977,625.00	179,175.00	143,751.75	2.00	2.00	1.04
INTL BANK OF RECON AND DEV GLOBAL NOTES DTD 04/30/2015 1.000% 06/15/2018		459058EJ8	25,000,000.00	DEUTSCHE		99.91	24,977,625.00	179,125.00	143,710.50	2.00	2.00	1.04
INTL BANK OF RECON AND DEV GLOBAL NOTES DTD 04/30/2015 1.000% 06/15/2018		459058EJ8	40,000,000.00	BMO		99.91	39,964,200.00	(44,200.00)	(44,129.20)	2.00	2.00	1.04
INTL BANK OF RECON AND DEV GLOBAL NOTES DTD 04/30/2015 1.000% 06/15/2018		459058EJ8	50,000,000.00	BARCLAYS		99.91	49,955,250.00	40,750.00	11,430.50	2.00	2.00	1.04
INTL BANK OF RECON AND DEV SN NOTES DTD 04/19/2016 0.875% 07/19/2018		459058FE8	25,000,000.00	BNP DIR		99.68	24,921,175.00	31,368.25	30,387.00	2.11	2.11	1.02
INTL BANK OF RECON AND DEV SN NOTES DTD 04/19/2016 0.875% 07/19/2018		459058FE8	50,000,000.00	BKWEST		99.68	49,842,350.00	(69,150.00)	(73,642.50)	2.11	2.11	1.02
INTER-AMERICAN DEVELOPMENT BANK DTD 08/24/2011 1.750% 08/24/2018		4581X0BR8	25,000,000.00	BKWEST		101.65	25,413,225.00	42,635.75	42,635.75	2.18	2.18	1.00



Managed Account Fair Market Value & Analytics

For the Month Ending **May 31, 2016**

SAN BERNARDINO COUNTY - 76990800

Security Type/Description Dated Date/Coupon/Maturity	CUSIP	Par	Broker	Next Call Date	Market Price	Market Value	Unreal G/L On Cost	Unreal G/L Amort Cost	Effective Duration	Duration to Worst at Mkt	YTM
Supra-National Agency Bond / Note											
INTL BANK OF RECON AND DEV GLOBAL NOTES DTD 10/07/2015 1.000% 10/05/2018	459058ER0	50,000,000.00	BK AMER		99.81	49,907,050.00	(7,950.00)	(26,175.50)	2.31	2.31	1.08
INTL BK OF REC AND DEV NOTE (CALLABLE) DTD 04/26/2016 1.250% 04/26/2019	459058FC2	25,000,000.00	DEUTSCHE	04/26/17	99.70	24,925,500.00	(22,000.00)	(23,673.50)	1.85	2.84	1.35
INTER-AMERICAN DEVELOPMENT BANK DTD 04/12/2016 1.000% 05/13/2019	458182DX7	25,000,000.00	BNP DIR		99.39	24,846,275.00	3,400.00	2,816.25	2.89	2.89	1.21
INTER-AMERICAN DEVELOPMENT BANK DTD 04/12/2016 1.000% 05/13/2019	458182DX7	100,000,000.00	BMO		99.39	99,385,100.00	(314,900.00)	(328,003.00)	2.89	2.89	1.21
INTL BANK OF RECON AND DEV DTD 01/25/2016 1.430% 07/25/2019	45905UUV4	50,000,000.00	TOR DOM		100.74	50,371,500.00	371,500.00	371,500.00	3.06	3.06	1.19
INTL BANK OF RECON AND DEV GLOBAL NOTES DTD 01/28/2016 1.250% 07/26/2019	459058EV1	25,000,000.00	BARCLAYS		100.19	25,046,500.00	167,250.00	155,691.50	3.07	3.07	1.19
INTER-AMERICAN DEVELOPMENT BANK DTD 10/15/2015 1.250% 10/15/2019	4581X0CR7	25,000,000.00	DEUTSCHE		99.50	24,874,300.00	223,300.00	180,585.50	3.28	3.28	1.40
INTER-AMERICAN DEVELOPMENT BANK DTD 10/15/2015 1.250% 10/15/2019	4581X0CR7	25,000,000.00	TOR DOM		99.50	24,874,300.00	128,300.00	114,717.50	3.28	3.28	1.40
INTL BANK OF RECON AND DEV GLOBAL NOTES DTD 03/30/2016 1.375% 03/30/2020	459058FA6	25,000,000.00	TOR DOM		100.14	25,034,725.00	111,225.00	108,066.00	3.71	3.71	1.34
Security Type Sub-Total		690,000,000.00				689,486,000.00	1,051,379.00	855,463.30	2.35	2.40	1.11
Money Market Fund											
FIDELITY GOV'T MM FUND 2642	31607A703	38,000,000.00			1.00	38,000,000.00	0.00	0.00	0.00	0.00	0.24
FEDERATED GOVT OBLIGATIONS FUND	608919718	39,000,000.00			1.00	39,000,000.00	0.00	0.00	0.00	0.00	0.20
Security Type Sub-Total		77,000,000.00				77,000,000.00	0.00	0.00	0.00	0.00	0.22
Joint Powers Authority											
CALIFORNIA ASSET MANAGEMENT PROGRAM	CAMPMF025	18,000,000.00	DIRECT		1.00	18,000,000.00	0.00	0.00	0.00	0.00	0.47



Managed Account Fair Market Value & Analytics

For the Month Ending **May 31, 2016**

SAN BERNARDINO COUNTY - 76990800

Security Type/Description	Dated Date/Coupon/Maturity	CUSIP	Par	Broker	Next Call Date	Market Price	Market Value	Unreal G/L On Cost	Unreal G/L Amort Cost	Effective Duration	Duration to Worst at Mkt	YTM
Joint Powers Authority												
CALIFORNIA ASSET MANAGEMENT PROGRAM		CAMPMF025	24,000,000.00	DIRECT		1.00	24,000,000.00	0.00	0.00	0.00	0.00	0.47
CALIFORNIA ASSET MANAGEMENT PROGRAM		CAMPMF025	50,000,000.00	DIRECT		1.00	50,000,000.00	0.00	0.00	0.00	0.00	0.47
CALIFORNIA ASSET MANAGEMENT PROGRAM		CAMPMF025	50,000,000.00	DIRECT		1.00	50,000,000.00	0.00	0.00	0.00	0.00	0.47
CALIFORNIA ASSET MANAGEMENT PROGRAM		CAMPMF025	50,000,000.00	DIRECT		1.00	50,000,000.00	0.00	0.00	0.00	0.00	0.47
Security Type Sub-Total			192,000,000.00				192,000,000.00	0.00	0.00	0.00	0.00	0.47

Federal Agency Bond / Note												
FHLB NOTES		313383OU8	25,000,000.00	WELLSFAR		100.07	25,016,525.00	19,025.00	16,644.25	0.14	0.14	0.33
DTD 07/22/2013 0.800% 07/22/2016												
FHLB NOTES		3130A3M50	36,450,000.00	WELLSFAR		100.00	36,451,603.80	27,483.30	4,209.61	0.17	0.17	0.40
DTD 12/01/2014 0.430% 08/01/2016												
FHLB NOTES		3130A45N8	25,000,000.00	WELLSFAR		100.01	25,002,925.00	47,175.00	8,523.25	0.19	0.19	0.38
DTD 02/09/2015 0.450% 08/09/2016												
FNMA NOTES		3135G0YE7	50,000,000.00	BARCLAYS		100.04	50,017,650.00	178,150.00	29,983.00	0.24	0.24	0.47
DTD 07/19/2013 0.625% 08/26/2016												
FHLB NOTES		313370TW8	25,000,000.00	MORGANST		100.42	25,104,800.00	(552,200.00)	4,319.75	0.27	0.27	0.45
DTD 08/26/2010 2.000% 09/09/2016												
FNMA NOTES AGENCY (EX-CALLABLE)		3135G0VX8	25,000,000.00	DAIWA		99.99	24,997,525.00	427,525.00	43,167.00	0.32	0.32	0.65
DTD 03/26/2013 0.625% 09/26/2016												
FHLB NOTES		3130A2T97	15,000,000.00	MORGANST		100.01	15,001,665.00	35,415.00	6,813.75	0.33	0.33	0.46
DTD 08/07/2014 0.500% 09/28/2016												
FHLMC NOTES		3137EADS5	25,000,000.00	JPMCHASE		100.11	25,028,625.00	32,375.00	29,074.50	0.37	0.37	0.56
DTD 08/16/2013 0.875% 10/14/2016												
FFCB NOTES		3133EDX98	25,000,000.00	WELLSFAR		100.07	25,016,300.00	41,300.00	20,940.50	0.37	0.37	0.42
DTD 10/14/2014 0.600% 10/14/2016												
FHLMC NOTES		3137EADS5	25,000,000.00	WELLSFAR		100.11	25,028,625.00	(82,875.00)	8,152.25	0.37	0.37	0.56
DTD 08/16/2013 0.875% 10/14/2016												
FHLB NOTES (EX-CALLABLE)		3130A6MW4	25,000,000.00	MORGANST		99.95	24,987,950.00	(12,050.00)	(12,050.00)	0.41	0.41	0.51
DTD 10/28/2015 0.400% 10/28/2016												



Managed Account Fair Market Value & Analytics

For the Month Ending **May 31, 2016**

SAN BERNARDINO COUNTY - 76990800

Security Type/Description	Dated Date/Coupon/Maturity	CUSIP	Par	Broker	Next Call Date	Market Price	Market Value	Unreal G/L On Cost	Unreal G/L Amort Cost	Effective Duration	Duration to Worst at Mkt	YTM
Federal Agency Bond / Note												
FFCB NOTES	DTD 11/03/2015 0.400% 11/03/2016	3133EFMW4	25,000,000.00	WELLSFAR		99.92	24,981,100.00	(17,325.00)	(18,234.25)	0.42	0.42	0.58
FANNIE MAE NOTES	DTD 10/20/2011 1.375% 11/15/2016	3135G0ES8	25,000,000.00	BARCLAYS		100.37	25,092,500.00	(614,750.00)	(182.00)	0.46	0.46	0.56
FANNIE MAE NOTES	DTD 10/20/2011 1.375% 11/15/2016	3135G0ES8	25,000,000.00	BNP DIR		100.37	25,092,500.00	(471,000.00)	17,306.25	0.46	0.46	0.56
FANNIE MAE NOTES	DTD 10/20/2011 1.375% 11/15/2016	3135G0ES8	25,000,000.00	BNP DIR		100.37	25,092,500.00	(401,250.00)	16,995.50	0.46	0.46	0.56
FHLB NOTES	DTD 11/15/2013 0.625% 12/28/2016	3130A0C65	20,000,000.00	JPMCHASE		99.98	19,996,380.00	53,580.00	7,021.60	0.57	0.57	0.66
FANNIE MAE GLOBAL NOTES	DTD 01/09/2012 1.250% 01/30/2017	3135G0GY3	50,000,000.00	WELLSFAR		100.39	50,193,350.00	(552,650.00)	(24,308.50)	0.66	0.66	0.67
FANNIE MAE GLOBAL NOTES	DTD 01/09/2012 1.250% 01/30/2017	3135G0GY3	50,000,000.00	MIZUHO		100.39	50,193,350.00	(519,650.00)	(17,515.00)	0.66	0.66	0.67
FHLMC NOTES	DTD 01/21/2014 0.875% 02/22/2017	3137EADT3	25,000,000.00	GOLDMAN		100.12	25,030,625.00	70,875.00	40,189.00	0.72	0.72	0.71
FFCB (FLOATING) NOTES	DTD 02/27/2014 0.505% 02/27/2017	3133EDFW7	30,000,000.00	JPMCHASE		100.01	30,003,300.00	3,300.00	3,300.00	0.08	0.74	0.50
FHLB AGENCY	DTD 03/06/2015 0.720% 03/06/2017	3130A4K27	50,000,000.00	WELLSFAR		100.06	50,030,750.00	26,250.00	28,959.50	0.76	0.76	0.64
FHLB NOTES	DTD 02/06/2012 0.875% 03/10/2017	3133782N0	25,000,000.00	TOR DOM		100.14	25,034,450.00	59,225.50	43,188.25	0.77	0.77	0.70
FFCB (FLOATING) NOTES	DTD 04/17/2014 0.484% 04/17/2017	3133EDJX1	25,000,000.00	JPMCHASE		100.04	25,009,975.00	9,975.00	9,975.00	0.08	0.88	0.44
FANNIE MAE GLOBAL NOTES	DTD 04/16/2007 5.000% 05/11/2017	31359M7X5	50,000,000.00	MORGANST		103.94	51,968,900.00	(2,491,600.00)	(24,941.50)	0.93	0.93	0.81
FHLMC NOTES	DTD 12/30/2014 0.990% 06/30/2017	3134G5VY8	50,000,000.00	DIRECT		100.22	50,109,350.00	109,350.00	109,350.00	1.07	1.07	0.79
FHLMC NOTES	DTD 05/29/2015 0.750% 07/14/2017	3137EADV8	25,000,000.00	TOR DOM		99.95	24,988,300.00	7,800.00	(1,418.75)	1.11	1.11	0.79
FHLMC NOTES (CALLABLE)	DTD 06/23/2015 0.950% 08/23/2017	3134G7BM2	25,000,000.00	DEUTSCHE	06/23/16	100.02	25,006,125.00	6,125.00	6,125.00	1.20	0.06	0.93
FHLB NOTES (CALLABLE)	DTD 06/25/2015 0.950% 08/24/2017	3130A5LX5	25,000,000.00	SUNTRUST	06/24/16	100.00	25,001,050.00	1,050.00	1,050.00	0.94	0.07	0.95



Managed Account Fair Market Value & Analytics

For the Month Ending **May 31, 2016**

SAN BERNARDINO COUNTY - 76990800

Security Type/Description Dated Date/Coupon/Maturity	CUSIP	Par	Broker	Next Call Date	Market Price	Market Value	Unreal G/L On Cost	Unreal G/L Amort Cost	Effective Duration	Duration to Worst at Mkt	YTM
Federal Agency Bond / Note											
FHLB NOTES DTD 07/24/2015 0.750% 08/28/2017	3130A62S5	17,000,000.00	BARCLAYS		99.93	16,987,794.00	25,874.00	10,459.25	1.23	1.23	0.81
FHLB NOTES DTD 06/02/2015 0.750% 08/28/2017	3130A5HT9	23,250,000.00	WELLSFAR		99.90	23,226,331.50	15,159.00	(2,000.20)	1.23	1.23	0.83
FANNIE MAE GLOBAL NOTES DTD 07/20/2012 0.875% 08/28/2017	3135G0MZ3	50,000,000.00	MORGANST		100.10	50,049,900.00	3,900.00	38,149.00	1.23	1.23	0.79
FFCB NOTES DTD 02/25/2015 1.000% 09/25/2017	3133EEQX1	19,589,000.00	WELLSFAR		100.14	19,616,346.24	(65,701.51)	(23,811.80)	1.30	1.30	0.89
FFCB NOTES DTD 02/25/2015 1.000% 09/25/2017	3133EEOX1	25,000,000.00	BNP DIR		100.14	25,034,900.00	24,188.75	29,369.50	1.30	1.30	0.89
FNMA NOTES DTD 08/25/2014 1.000% 09/27/2017	3135G0ZL0	10,000,000.00	MORGANST		100.23	10,022,860.00	58,560.00	38,297.40	1.31	1.31	0.83
FREDDIE MAC GLOBAL NOTES (EX-CALLABLE) DTD 09/27/2012 1.000% 09/27/2017	3134G3M31	10,000,000.00	WELLSFAR		100.30	10,029,550.00	(16,850.00)	3,989.90	1.31	1.31	0.77
FHLB NOTES DTD 09/03/2014 1.100% 09/29/2017	3130A2XL5	15,000,000.00	WELLSFAR		100.26	15,039,660.00	64,710.00	50,623.65	1.31	1.31	0.90
FHLB NOTES DTD 09/03/2014 1.100% 09/29/2017	3130A2XL5	25,000,000.00	GILFORD		100.26	25,066,100.00	104,100.00	82,732.50	1.31	1.31	0.90
FANNIE MAE GLOBAL NOTES DTD 09/24/2012 0.875% 10/26/2017	3135G0PO0	25,000,000.00	CITIGRP		100.05	25,013,175.00	(31,400.00)	(12,028.75)	1.39	1.39	0.84
FHLMC NOTES DTD 12/11/2015 1.000% 12/15/2017	3137EADX4	50,000,000.00	TOR DOM		100.17	50,084,800.00	136,300.00	124,292.00	1.52	1.52	0.89
FFCB NOTES DTD 12/18/2014 1.125% 12/18/2017	3133EEFE5	25,000,000.00	WELLSFAR		100.33	25,082,900.00	106,975.00	95,419.50	1.52	1.52	0.91
FFCB NOTES DTD 12/18/2014 1.125% 12/18/2017	3133EEFE5	25,000,000.00	MERRILL		100.33	25,082,900.00	106,900.00	95,380.50	1.52	1.52	0.91
FHLB NOTES DTD 11/20/2015 1.000% 12/19/2017	3130A6SW8	25,000,000.00	TOR DOM		100.19	25,048,375.00	48,375.00	48,375.00	1.53	1.53	0.87
FNMA NOTES (CALLABLE) DTD 12/26/2012 1.000% 12/26/2017	3135G0SJ3	22,155,000.00	MORGANST	06/26/16	100.05	22,165,479.32	6,048.32	10,479.32	1.16	0.07	0.97
FHLMC NOTES DTD 11/21/2012 0.750% 01/12/2018	3137EADN6	25,000,000.00	MORGANST		99.80	24,950,475.00	293,725.00	64,235.50	1.60	1.60	0.87



Managed Account Fair Market Value & Analytics

For the Month Ending **May 31, 2016**

SAN BERNARDINO COUNTY - 76990800

Security Type/Description	Dated Date/Coupon/Maturity	CUSIP	Par	Broker	Next Call Date	Market Price	Market Value	Unreal G/L On Cost	Unreal G/L Amort Cost	Effective Duration	Duration to Worst at Mkt	YTM
Federal Agency Bond / Note												
FHLMC NOTES	DTD 11/21/2012 0.750% 01/12/2018	3137EADN6	25,000,000.00	BK AMER		99.80	24,950,475.00	280,225.00	59,860.50	1.60	1.60	0.87
FFCB NOTES	DTD 02/26/2016 0.850% 02/26/2018	3133EFF51	25,000,000.00	WELLSFAR		99.86	24,965,775.00	(45,725.00)	(44,217.00)	1.72	1.72	0.93
FHLB NOTES	DTD 02/18/2016 0.875% 03/19/2018	3130A7CX1	25,000,000.00	BARCLAYS		99.88	24,970,600.00	(21,650.00)	(22,675.50)	1.78	1.78	0.94
FNMA NOTE	DTD 03/04/2016 0.875% 03/28/2018	3135G0J61	50,000,000.00	CITIGRP		99.89	49,945,750.00	45,750.00	34,200.50	1.80	1.80	0.93
FHLMC REFERENCE NOTE	DTD 04/07/2016 0.750% 04/09/2018	3137EAEA3	50,000,000.00	WELLSFAR		99.63	49,817,250.00	(104,250.00)	(110,086.00)	1.84	1.84	0.95
FFCB NOTES	DTD 04/12/2016 0.750% 04/18/2018	3133EF3B1	50,000,000.00	WELLSFAR		99.65	49,823,700.00	(108,300.00)	(112,864.00)	1.86	1.86	0.94
FHLB NOTES	DTD 02/27/2015 1.125% 04/25/2018	3130A4GJ5	30,000,000.00	MORGANST		100.33	30,097,950.00	111,750.00	106,366.20	1.87	1.87	0.95
FHLB NOTES	DTD 05/04/2015 1.000% 05/04/2018	3130A57K9	25,000,000.00	WELLSFAR		100.04	25,011,225.00	4,725.00	7,032.25	1.90	1.90	0.98
FFCB NOTES	DTD 05/11/2015 1.030% 05/11/2018	3133EEJ50	25,000,000.00	DAIWA		100.14	25,035,525.00	55,025.00	48,233.25	1.92	1.92	0.96
FFCB NOTES	DTD 05/11/2015 1.030% 05/11/2018	3133EEJ50	25,000,000.00	JPMCHASE		100.14	25,035,525.00	80,950.00	65,134.00	1.92	1.92	0.96
FHLB NOTES	DTD 05/04/2012 1.250% 06/08/2018	313379DT3	25,000,000.00	DEUTSCHE		100.58	25,144,600.00	(80,400.00)	(74,164.25)	1.98	1.98	0.96
FEDERAL HOME LOAN BANKS AGCY	DTD 05/27/2016 0.875% 06/29/2018	3130A8BD4	35,000,000.00	CITIGRP		99.77	34,919,675.00	4,025.00	3,587.50	2.05	2.05	0.99
FNMA BENCHMARK NOTE	DTD 09/01/2015 1.125% 10/19/2018	3135G0E58	12,000,000.00	ICAP		100.34	12,040,416.00	67,776.00	61,505.76	2.34	2.34	0.98
FNMA BENCHMARK NOTE	DTD 09/01/2015 1.125% 10/19/2018	3135G0E58	25,000,000.00	DEUTSCHE		100.34	25,084,200.00	140,950.00	127,944.50	2.34	2.34	0.98
FHLMC NOTES (CALLABLE)	DTD 04/26/2016 1.050% 10/26/2018	3134G8YU7	50,000,000.00	JPMCHASE	04/26/17	99.69	49,843,050.00	(121,950.00)	(123,296.50)	1.97	2.36	1.18
FNMA BENCHMARK NOTE	DTD 02/23/2016 1.000% 02/26/2019	3135G0J53	25,000,000.00	JPMCHASE		99.74	24,934,275.00	(6,725.00)	(11,987.00)	2.68	2.68	1.10
FREDDIE MAC NOTES	DTD 03/21/2016 1.125% 04/15/2019	3137EADZ9	25,000,000.00	JPMCHASE		100.00	25,001,100.00	9,350.00	8,817.50	2.81	2.81	1.12



Managed Account Fair Market Value & Analytics

For the Month Ending **May 31, 2016**

SAN BERNARDINO COUNTY - 76990800

Security Type/Description Dated Date/Coupon/Maturity	CUSIP	Par	Broker	Next Call Date	Market Price	Market Value	Unreal G/L On Cost	Unreal G/L Amort Cost	Effective Duration	Duration to Worst at Mkt	YTM
Federal Agency Bond / Note											
FREDDIE MAC GLOBAL NOTES DTD 07/30/2012 1.250% 08/01/2019	3137EADK2	23,347,000.00	MORGANST		100.35	23,428,924.62	304,935.16	260,606.92	3.08	3.08	1.14
FNMA NOTES DTD 01/12/2015 1.625% 01/21/2020	3135G0A78	25,000,000.00	TOR DOM		101.49	25,371,475.00	367,375.00	367,709.75	3.51	3.51	1.21
Security Type Sub-Total		1,818,791,000.00				1,822,401,735.48	(2,694,671.48)	1,662,308.61	1.22	1.21	0.79
Corporate Note											
WELLS FARGO COMPANY CORPORATE STEP NOTE DTD 09/15/2010 3.676% 06/15/2016	949746OU8	18,195,000.00	WELLSFAR		100.11	18,214,122.95	(602,600.20)	(2,287.29)	0.04	0.04	0.90
WELLS FARGO & COMPANY DTD 07/29/2013 1.250% 07/20/2016	94974BFL9	15,311,000.00	WELLSFAR		100.08	15,323,034.45	(66,817.20)	1,869.48	0.14	0.14	0.66
WELLS FARGO & COMPANY (FLOATING) DTD 07/29/2013 1.164% 07/20/2016	94974BFM7	25,000,000.00	WELLSFAR		100.08	25,019,100.00	(62,900.00)	2,659.50	0.25	0.14	0.59
WELLS FARGO & COMPANY DTD 07/29/2013 1.250% 07/20/2016	94974BFL9	25,000,000.00	WELLSFAR		100.08	25,019,650.00	(88,850.00)	1,286.25	0.14	0.14	0.66
WELLS FARGO & COMPANY GLOBAL NOTES DTD 12/12/2011 2.625% 12/15/2016	94974BEZ9	10,500,000.00	TOR DOM		100.94	10,598,290.50	(206,734.50)	(2,808.33)	0.53	0.53	0.88
WAL-MART STORES INC CORP NOTES DTD 04/22/2014 1.000% 04/21/2017	931142DNO	1,500,000.00	CITIGRP		100.23	1,503,471.00	3,696.00	3,538.45	0.88	0.88	0.74
MICROSOFT CORP NOTES DTD 11/03/2015 1.300% 11/03/2018	594918BF0	1,000,000.00	CITIGRP		100.31	1,003,125.00	1,485.00	1,794.94	2.38	2.38	1.17
MICROSOFT CORP NOTES DTD 11/03/2015 1.300% 11/03/2018	594918BF0	1,000,000.00	VINING		100.31	1,003,125.00	1,455.00	1,770.61	2.38	2.38	1.17
MICROSOFT CORP NOTES DTD 11/03/2015 1.300% 11/03/2018	594918BF0	3,500,000.00	ICAP		100.31	3,510,937.50	5,512.50	6,537.68	2.38	2.38	1.17
MICROSOFT CORP NOTES DTD 11/03/2015 1.300% 11/03/2018	594918BF0	4,500,000.00	MERRILL		100.31	4,514,062.50	7,312.50	8,588.02	2.38	2.38	1.17
MICROSOFT CORP NOTES DTD 11/03/2015 1.300% 11/03/2018	594918BF0	5,000,000.00	UBS AG		100.31	5,015,625.00	8,575.00	9,907.15	2.38	2.38	1.17
MICROSOFT CORP NOTES DTD 11/03/2015 1.300% 11/03/2018	594918BF0	5,000,000.00	BARCLAYS		100.31	5,015,625.00	7,875.00	9,339.55	2.38	2.38	1.17



Managed Account Fair Market Value & Analytics

For the Month Ending **May 31, 2016**

SAN BERNARDINO COUNTY - 76990800

Security Type/Description Dated Date/Coupon/Maturity	CUSIP	Par	Broker	Next Call Date	Market Price	Market Value	Unreal G/L On Cost	Unreal G/L Amort Cost	Effective Duration	Duration to Worst at Mkt	YTM
Corporate Note											
MICROSOFT CORP NOTES DTD 11/03/2015 1.300% 11/03/2018	594918BF0	5,000,000.00	LOOP CAP		100.31	5,015,625.00	7,125.00	8,731.45	2.38	2.38	1.17
Security Type Sub-Total		120,506,000.00				120,755,793.90	(984,865.90)	50,927.46	0.66	0.63	0.81
Commercial Paper											
JP MORGAN SECURITIES LLC COMM PAPER DTD 10/29/2015 0.000% 06/01/2016	46640PF16	25,000,000.00	JPMCHASE		100.00	24,999,750.00	86,166.67	(250.00)	0.00	0.00	0.36
BNP PARIBAS NY BRANCH COMM PAPER -- 0.000% 06/01/2016	09659BF13	25,000,000.00	BNP DIR		100.00	24,999,750.00	22,750.00	(250.00)	0.00	0.00	0.36
TOYOTA MOTOR CREDIT CORP COMM PAPER -- 0.000% 06/01/2016	89233GF19	25,000,000.00	TOYOTA		100.00	24,999,800.00	20,883.33	(200.00)	0.00	0.00	0.29
BNP PARIBAS NY BRANCH COMM PAPER -- 0.000% 06/01/2016	09659BF13	25,000,000.00	BNP DIR		100.00	24,999,750.00	20,750.00	(250.00)	0.00	0.00	0.36
CREDIT AGRICOLE CIB NY COMM PAPER -- 0.000% 06/01/2016	22533TF19	30,000,000.00	CREDITAG		100.00	29,999,670.00	(80.00)	(330.00)	0.00	0.00	0.40
CREDIT AGRICOLE CIB NY COMM PAPER -- 0.000% 06/01/2016	22533TF19	49,000,000.00	CREDITAG		100.00	48,999,461.00	(130.67)	(539.00)	0.00	0.00	0.40
JP MORGAN SECURITIES LLC COMM PAPER DTD 10/29/2015 0.000% 06/01/2016	46640PF16	50,000,000.00	JPMCHASE		100.00	49,999,500.00	170,125.00	(500.00)	0.00	0.00	0.36
BANK OF TOKYO MITSUBISHI UFJ COMM PAPER -- 0.000% 06/01/2016	06538BF16	50,000,000.00	BTM_DIR		100.00	49,999,500.00	80,000.00	(500.00)	0.00	0.00	0.36
GE CAPITAL TREASURY SERVICES US LLC CP DTD 02/01/2016 0.000% 06/01/2016	36164JF17	50,000,000.00	DIRECT		100.00	49,999,550.00	28,800.00	(450.00)	0.00	0.00	0.32
BNP PARIBAS NY BRANCH COMM PAPER -- 0.000% 06/01/2016	09659BF13	50,000,000.00	DIRECT		100.00	49,999,500.00	19,916.67	(500.00)	0.00	0.00	0.36
TOYOTA MOTOR CREDIT CORP COMM PAPER DTD 12/11/2015 0.000% 06/08/2016	89233GF84	50,000,000.00	TOYOTA		99.99	49,996,650.00	179,150.00	3,747.00	0.02	0.02	0.30
GENERAL ELECTRIC CO COMM PAPER -- 0.000% 06/29/2016	36960LFV2	50,000,000.00	DIRECT		99.97	49,984,750.00	40,888.89	3,028.00	0.08	0.08	0.38



Managed Account Fair Market Value & Analytics

For the Month Ending **May 31, 2016**

SAN BERNARDINO COUNTY - 76990800

Security Type/Description	Dated Date/Coupon/Maturity	CUSIP	Par	Broker	Next Call Date	Market Price	Market Value	Unreal G/L On Cost	Unreal G/L Amort Cost	Effective Duration	Duration to Worst at Mkt	YTM
Commercial Paper												
GENERAL ELECTRIC CO COMM PAPER	-- 0.000% 06/29/2016	36960LFV2	50,000,000.00	GE CO		99.97	49,984,750.00	40,750.00	3,416.50	0.08	0.08	0.38
RABOBANK NEDERLAND NV NY COMM PAPER	-- 0.000% 07/01/2016	21687AG15	50,000,000.00	RABOBANK		99.96	49,981,400.00	136,316.67	11,191.50	0.08	0.08	0.43
BANK OF TOKYO MITSUBISHI UFJ COMM PAPER	-- 0.000% 07/01/2016	06538BG15	50,000,000.00	BTM_DIR		99.96	49,980,950.00	55,005.56	6,783.50	0.08	0.08	0.44
BANK OF TOKYO MITSUBISHI UFJ COMM PAPER	-- 0.000% 07/01/2016	06538BG15	50,000,000.00	DIRECT		99.96	49,980,950.00	28,797.22	3,033.50	0.08	0.08	0.44
JP MORGAN SECURITIES LLC COMM PAPER	DTD 10/19/2015 0.000% 07/15/2016	46640PGF4	25,000,000.00	JPMCHASE		99.95	24,986,575.00	101,963.89	5,519.50	0.12	0.12	0.43
TOYOTA MOTOR CREDIT CORP COMM PAPER	-- 0.000% 07/25/2016	89233GGR1	25,000,000.00	TOYOTA		99.93	24,982,550.00	98,925.00	6,175.00	0.15	0.15	0.46
JP MORGAN SECURITIES LLC COMM PAPER	DTD 10/29/2015 0.000% 07/25/2016	46640PGR8	50,000,000.00	JPMCHASE		99.93	49,966,150.00	209,900.00	14,900.00	0.15	0.15	0.44
BANK OF TOKYO MITSUBISHI UFJ COMM PAPER	-- 0.000% 08/01/2016	06538BH14	25,000,000.00	BTM_DIR		99.91	24,976,400.00	3,788.89	969.50	0.17	0.17	0.55
RABOBANK NEDERLAND NV NY COMM PAPER	-- 0.000% 08/01/2016	21687AH14	50,000,000.00	RABOBANK		99.91	49,956,250.00	167,923.61	25,298.50	0.17	0.17	0.51
TOYOTA MOTOR CREDIT CORP COMM PAPER	-- 0.000% 08/03/2016	89233GH33	50,000,000.00	TOYOTA		99.91	49,956,800.00	4,716.67	550.00	0.17	0.17	0.49
RABOBANK NEDERLAND NV NY COMM PAPER	-- 0.000% 08/16/2016	21687AHG1	25,000,000.00	RBC CAP		99.88	24,969,625.00	72,958.25	11,847.25	0.21	0.21	0.57
JP MORGAN SEC LLC FLOATING COMM PAPER	DTD 11/25/2015 0.771% 08/17/2016	46640ECR7	50,000,000.00	JPMCHASE		100.01	50,003,000.00	3,000.00	3,000.00	0.08	0.21	0.75



Managed Account Fair Market Value & Analytics

For the Month Ending **May 31, 2016**

SAN BERNARDINO COUNTY - 76990800

Security Type/Description	Dated Date/Coupon/Maturity	CUSIP	Par	Broker	Next Call Date	Market Price	Market Value	Unreal G/L On Cost	Unreal G/L Amort Cost	Effective Duration	Duration to Worst at Mkt	YTM
Commercial Paper												
TOYOTA MOTOR CREDIT CORP COMM PAPER	0.000% 09/01/2016	89233GJ15	50,000,000.00	DIRECT		99.85	49,924,950.00	34,325.00	5,450.00	0.25	0.25	0.58
COOPERATIEVE RABOBANK U.A. COMM PAPER	0.000% 11/02/2016	21687AL27	50,000,000.00	RABOBANK		99.65	49,825,000.00	17,500.00	1,458.50	0.42	0.42	0.82
RABOBANK NEDERLAND NV NY COMM PAPER	0.000% 11/07/2016	21687AL76	25,000,000.00	RABOBANK		99.63	24,907,000.00	(1,888.89)	(4,666.75)	0.44	0.44	0.84

Security Type Sub-Total **1,104,000,000.00** **1,103,359,981.00** **1,643,201.76** **97,932.50** **0.10** **0.11** **0.46**

Certificate of Deposit												
ROYAL BANK OF CANADA NY CERT DEPOS DTD 12/10/2015 0.780% 06/08/2016		78009NXT8	25,000,000.00	DIRECT		100.01	25,003,432.50	3,432.50	3,432.50	0.02	0.02	0.47
BANK OF NOVA SCOTIA HOUSTON CERT DEPOS DTD 06/10/2015 0.590% 06/09/2016		06417HY34	25,000,000.00	MORGANST		100.01	25,001,432.50	1,432.50	1,432.50	0.02	0.02	0.47
ROYAL BANK OF CANADA NY CERT DEPOS DTD 01/07/2016 0.815% 07/01/2016		78009NYY6	50,000,000.00	DIRECT		100.05	50,024,960.00	24,960.00	24,960.00	0.08	0.08	0.52
WELLS FARGO BANK NA CERT DEPOS DTD 01/06/2016 0.830% 07/01/2016		94988EN46	50,000,000.00	ICAP		100.05	50,026,245.00	26,245.00	26,245.00	0.08	0.08	0.52
SVENSKA HANDELSBANKEN NY CERT DEPOS DTD 03/28/2016 0.555% 07/01/2016		86958DZ96	50,000,000.00	RBC CAP		100.01	50,002,800.00	2,141.23	2,592.00	0.08	0.08	0.52
SVENSKA HANDELSBANKEN NY CERT DEPOS DTD 04/13/2016 0.500% 07/01/2016		86958DZ24	50,000,000.00	RBC CAP		100.00	49,998,096.50	(2,451.50)	(2,111.50)	0.08	0.08	0.52
WELLS FARGO BANK NA CERT DEPOS DTD 01/15/2016 0.820% 07/08/2016		94988ENS3	30,000,000.00	WELLSFAR		100.06	30,018,087.00	18,087.00	18,087.00	0.10	0.10	0.53
BANK OF NOVA SCOTIA NY FLOATING CD DTD 07/10/2015 0.649% 07/11/2016		06417H3P9	50,000,000.00	MORGANST		99.97	49,983,750.00	(16,250.00)	(16,250.00)	0.08	0.11	0.93
CBA AUSTRALIA CERT DEPOS DTD 02/01/2016 0.750% 08/01/2016		20271ELA5	25,000,000.00	ICAP		100.06	25,015,322.50	15,322.50	15,322.50	0.17	0.17	0.57



Managed Account Fair Market Value & Analytics

For the Month Ending **May 31, 2016**

SAN BERNARDINO COUNTY - 76990800

Security Type/Description	Dated Date/Coupon/Maturity	CUSIP	Par	Broker	Next Call Date	Market Price	Market Value	Unreal G/L On Cost	Unreal G/L Amort Cost	Effective Duration	Duration to Worst at Mkt	YTM
Certificate of Deposit												
BANK OF NOVA SCOTIA HOUSTON CERT DEPOS	06417GGY8	25,000,000.00	BNS			100.02	25,005,797.50	5,797.50	5,797.50	0.18	0.18	0.59
DTD 04/05/2016 0.650% 08/05/2016												
BANK OF MONTREAL CHICAGO FLT CERT DEPOS	06427EAP6	25,000,000.00	MORGANST			100.03	25,007,775.00	7,775.00	7,775.00	0.08	0.20	0.53
DTD 08/13/2015 0.677% 08/12/2016												
WESTPAC BANKING CORP NY CERT DEPOS	96121TF60	50,000,000.00	ICAP			100.02	50,011,495.00	11,495.00	11,495.00	0.22	0.22	0.64
DTD 11/24/2015 0.700% 08/19/2016												
SWEDBANK NY CERT DEPOS	87019UKK4	50,000,000.00	DIRECT			99.93	49,964,881.00	(35,119.00)	(35,119.00)	0.25	0.25	0.70
DTD 05/17/2016 0.560% 09/01/2016												
SVENSKA HANDELSBANKEN NY CERT DEPOS	86958D4T6	25,000,000.00	RBC CAP			99.94	24,985,266.50	(15,073.25)	(15,069.75)	0.27	0.27	0.71
DTD 05/31/2016 0.605% 09/06/2016												
WELLS FARGO BANK NA FLOATING CERT DEPOS	94988EJK5	25,000,000.00	WELLSFAR			100.02	25,004,200.00	4,200.00	4,200.00	0.08	0.32	0.62
DTD 09/02/2015 0.689% 09/26/2016												
BMO HARRIS BANK NA FLOATING CERT DEPOS	05574BFN5	25,000,000.00	BMOHAR			100.01	25,002,625.00	2,625.00	2,625.00	0.08	0.34	0.76
DTD 09/02/2015 0.779% 10/03/2016												
WESTPAC BANKING CORP NY FLOATING CD	96121TP51	25,000,000.00	ICAP			99.95	24,988,625.00	(11,375.00)	(11,375.00)	0.08	0.38	0.93
DTD 03/21/2016 0.794% 10/17/2016												
BMO HARRIS BANK NA FLOATING CERT DEPOS	05574BFS4	25,000,000.00	BMOHAR			100.01	25,002,625.00	2,625.00	2,625.00	0.08	0.40	0.81
DTD 09/23/2015 0.824% 10/26/2016												
BANK OF NOVA SCOTIA HOUSTON FLOATING CD	06417GEC8	50,000,000.00	BNS			100.11	50,057,000.00	57,000.00	57,000.00	0.08	0.42	0.60
DTD 02/05/2016 0.869% 11/01/2016												
TORONTO DOMINION BANK NY FLOATING CD	89113ED37	25,000,000.00	TOR DOM			100.04	25,010,375.00	10,375.00	10,375.00	0.08	0.42	0.62
DTD 10/02/2015 0.709% 11/02/2016												
NORDEA BANK FINLAND NY CERT DEPOS	65558LPS5	50,000,000.00	ICAP			99.98	49,991,221.50	(8,778.50)	(8,778.50)	0.44	0.44	0.94
DTD 04/15/2016 0.900% 11/09/2016												



Managed Account Fair Market Value & Analytics

For the Month Ending **May 31, 2016**

SAN BERNARDINO COUNTY - 76990800

Security Type/Description	Dated Date/Coupon/Maturity	CUSIP	Par	Broker	Next Call Date	Market Price	Market Value	Unreal G/L On Cost	Unreal G/L Amort Cost	Effective Duration	Duration to Worst at Mkt	YTM
Certificate of Deposit												
BANK OF NOVA SCOTIA HOUSTON FLOATING CD	DTD 11/25/2015 0.863% 11/23/2016	06417GBH0	25,000,000.00	BNS		99.97	24,992,625.00	(7,375.00)	(7,375.00)	0.08	0.48	0.94
WESTPAC BANKING CORP NY FLOATING CD	DTD 12/30/2015 0.934% 12/30/2016	96121TH43	25,000,000.00	ICAP		100.14	25,035,375.00	35,375.00	35,375.00	0.08	0.58	0.70
BMO HARRIS BANK NA FLOATING CERT DEPOS	DTD 11/23/2015 0.919% 01/02/2017	05574BGB0	25,000,000.00	BMOHAR		99.97	24,993,125.00	(6,875.00)	(6,875.00)	0.08	0.59	0.98
WESTPAC BANKING CORP NY FLOATING CD	DTD 12/21/2015 0.929% 01/03/2017	96121TG93	50,000,000.00	ICAP		100.03	50,016,250.00	16,250.00	16,250.00	0.08	0.59	0.89
BANK OF NOVA SCOTIA HOUSTON FLOATING CD	DTD 01/05/2016 0.926% 01/05/2017	06417GCU0	25,000,000.00	BNS		99.95	24,988,250.00	(11,750.00)	(11,750.00)	0.08	0.59	1.02
CBA AUSTRALIA CERT DEPOS	DTD 04/05/2016 0.960% 01/05/2017	20271ELF4	50,000,000.00	ICAP		99.55	49,775,801.50	(224,198.50)	(224,198.50)	0.60	0.60	1.07
TORONTO DOMINION BANK NY FLOATING CD	DTD 07/07/2015 0.747% 01/09/2017	89113ETU0	25,000,000.00	DIRECT		100.00	24,999,375.00	(625.00)	(625.00)	0.08	0.61	0.76
WELLS FARGO BANK NA CERT DEPOS	DTD 04/14/2016 1.000% 01/13/2017	94988ETZ1	25,000,000.00	ICAP		99.57	24,893,129.00	(106,871.00)	(106,871.00)	0.62	0.62	1.08
TORONTO DOMINION BANK NY FLOATING CD	DTD 02/01/2016 0.949% 02/01/2017	89113E2V7	25,000,000.00	TOR DOM		100.05	25,012,025.00	12,025.00	12,025.00	0.08	0.67	0.89
TORONTO DOMINION BANK NY FLOATING CD	DTD 01/11/2016 0.939% 02/01/2017	89113E2G0	50,000,000.00	TOR DOM		100.23	50,114,000.00	114,000.00	114,000.00	0.08	0.67	0.61
TORONTO DOMINION BANK NY FLOATING CD	DTD 01/20/2016 0.939% 02/01/2017	89113E2O8	50,000,000.00	TOR DOM		100.21	50,103,500.00	103,500.00	103,500.00	0.08	0.67	0.64
WESTPAC BANKING CORP NY FLOATING CD	DTD 02/26/2016 1.031% 02/24/2017	96121TM70	25,000,000.00	ICAP		100.09	25,022,375.00	22,375.00	22,375.00	0.25	0.73	0.92



Managed Account Fair Market Value & Analytics

For the Month Ending **May 31, 2016**

SAN BERNARDINO COUNTY - 76990800

Security Type/Description Dated Date/Coupon/Maturity	CUSIP	Par	Broker	Next Call Date	Market Price	Market Value	Unreal G/L On Cost	Unreal G/L Amort Cost	Effective Duration	Duration to Worst at Mkt	YTM
Certificate of Deposit											
BANK OF MONTREAL CHICAGO FLOAT CD DTD 02/05/2016 0.939% 03/01/2017	06427EUH2	25,000,000.00	BMO_DIR		100.30	25,073,750.00	73,750.00	73,750.00	0.08	0.74	0.55
CBA AUSTRALIA NY FLOATING CERT DEPOS DTD 03/22/2016 0.953% 03/22/2017	20271ELE7	50,000,000.00	ICAP		99.98	49,990,250.00	(9,750.00)	(9,750.00)	0.08	0.81	0.99
BMO HARRIS BANK NA CERT DEPOS DTD 10/28/2015 1.000% 04/28/2017	05574BGA2	50,000,000.00	BMOHAR		99.80	49,899,575.50	(100,424.50)	(100,424.50)	0.90	0.90	1.22
CHASE BANK USA NA CERT DEPOS DTD 05/26/2016 1.230% 05/26/2017	16144RVN0	50,000,000.00	JPMCHASE		99.98	49,988,056.50	(11,943.50)	(11,943.50)	0.97	0.97	1.25
Security Type Sub-Total		1,330,000,000.00				1,330,003,475.00	1,928.48	2,722.75	0.21	0.42	0.76
Bank Deposit Account											
STONECASTLE FICA	FICAMF003	50,000,000.00	OTHER		1.00	50,000,000.00	0.00	0.00	0.00	0.00	0.35
Security Type Sub-Total		50,000,000.00				50,000,000.00	0.00	0.00	0.00	0.00	0.35
Managed Account Sub-Total		5,747,297,000.00				5,751,292,415.38	(3,846,605.07)	3,354,376.02	0.80	0.86	0.72
Securities Sub-Total		\$5,747,297,000.00				\$5,751,292,415.38	(\$3,846,605.07)	\$3,354,376.02	0.80	0.86	0.72%
Accrued Interest						\$8,771,441.15					
Total Investments						\$5,760,063,856.53					

Bolded items are forward settling trades.



Managed Account Security Transactions & Interest

For the Month Ending **May 31, 2016**

SAN BERNARDINO COUNTY - 76990800

Transaction Type		Security Description	CUSIP	Par	Principal Proceeds	Accrued Interest	Total	Realized G/L Cost	Realized G/L Amort Cost	Sale Method
Trade	Settle									
BUY										
05/02/16	05/02/16	US BANK NA INT BEAR COMM PAPER DTD 05/02/2016 0.200% 05/03/2016	90349TVN4	20,000,000.00	(20,000,000.00)	0.00	(20,000,000.00)			
05/03/16	05/03/16	US BANK NA INT BEAR COMM PAPER DTD 05/03/2016 0.200% 05/04/2016	90349TVS3	15,000,000.00	(15,000,000.00)	0.00	(15,000,000.00)			
05/04/16	05/04/16	FEDERATED GOVT OBLIGATIONS FUND	608919718	10,000,000.00	(10,000,000.00)	0.00	(10,000,000.00)			
05/09/16	05/10/16	FHLB NOTES DTD 05/04/2012 1.250% 06/08/2018	313379DT3	25,000,000.00	(25,225,000.00)	(131,944.44)	(25,356,944.44)			
05/16/16	05/16/16	US BANK NA INT BEAR COMM PAPER DTD 05/16/2016 0.200% 05/17/2016	90349TXA0	50,000,000.00	(50,000,000.00)	0.00	(50,000,000.00)			
05/16/16	05/17/16	SWEDBANK NY CERT DEPOS DTD 05/17/2016 0.560% 09/01/2016	87019UKK4	50,000,000.00	(50,000,000.00)	0.00	(50,000,000.00)			
05/16/16	05/18/16	COOPERATIVE RABOBANK U.A. COMM PAPER -- 0.000% 11/02/2016	21687AL27	50,000,000.00	(49,807,500.00)	0.00	(49,807,500.00)			
05/18/16	05/23/16	INTL BANK OF RECON AND DEV GLOBAL NOTES DTD 04/30/2015 1.000% 06/15/2018	459058EJ8	40,000,000.00	(40,008,400.00)	(175,555.56)	(40,183,955.56)			
05/19/16	05/24/16	INTL BANK OF RECON AND DEV SN NOTES DTD 04/19/2016 0.875% 07/19/2018	459058FE8	25,000,000.00	(24,889,806.75)	(21,291.67)	(24,911,098.42)			
05/20/16	05/20/16	NATIXIS US BRANCH COMM PAPER -- 0.000% 05/23/2016	63873JEP1	96,000,000.00	(95,997,040.00)	0.00	(95,997,040.00)			
05/24/16	05/27/16	INTER-AMERICAN DEVELOPMENT BANK DTD 04/12/2016 1.000% 05/13/2019	458182DX7	25,000,000.00	(24,842,875.00)	(31,250.00)	(24,874,125.00)			
05/25/16	05/25/16	BANK OF TOKYO MITSUBISHI UFJ COMM PAPER -- 0.000% 08/01/2016	06538BH14	25,000,000.00	(24,972,611.11)	0.00	(24,972,611.11)			
05/26/16	05/26/16	CHASE BANK USA NA CERT DEPOS DTD 05/26/2016 1.230% 05/26/2017	16144RVN0	50,000,000.00	(50,000,000.00)	0.00	(50,000,000.00)			
05/26/16	05/26/16	CREDIT AGRICOLE CIB NY COMM PAPER -- 0.000% 05/27/2016	22533TET9	214,000,000.00	(213,997,741.11)	0.00	(213,997,741.11)			



Managed Account Security Transactions & Interest

For the Month Ending **May 31, 2016**

SAN BERNARDINO COUNTY - 76990800

Transaction Type		Security Description	CUSIP	Par	Principal Proceeds	Accrued Interest	Total	Realized G/L Cost	Realized G/L Amort Cost	Sale Method
Trade	Settle									
BUY										
05/26/16	05/26/16	TOYOTA MOTOR CREDIT CORP COMM PAPER -- 0.000% 08/03/2016	89233GH33	50,000,000.00	(49,952,083.33)	0.00	(49,952,083.33)			
05/26/16	05/27/16	FEDERAL HOME LOAN BANKS AGCY DTD 05/27/2016 0.875% 06/29/2018	3130A8BD4	35,000,000.00	(34,915,650.00)	0.00	(34,915,650.00)			
05/26/16	05/31/16	SVENSKA HANDELSBANKEN NY CERT DEPOS DTD 05/31/2016 0.605% 09/06/2016	86958D4T6	25,000,000.00	(25,000,339.75)	0.00	(25,000,339.75)			
05/27/16	05/27/16	RABOBANK NEDERLAND NV NY COMM PAPER -- 0.000% 11/07/2016	21687AL76	25,000,000.00	(24,908,888.89)	0.00	(24,908,888.89)			
05/27/16	05/27/16	CREDIT AGRICOLE CIB NY COMM PAPER -- 0.000% 05/31/2016	22533TEX0	222,000,000.00	(221,990,626.67)	0.00	(221,990,626.67)			
05/31/16	05/31/16	CREDIT AGRICOLE CIB NY COMM PAPER -- 0.000% 06/01/2016	22533TF19	49,000,000.00	(48,999,591.67)	0.00	(48,999,591.67)			
05/31/16	05/31/16	CREDIT AGRICOLE CIB NY COMM PAPER -- 0.000% 06/01/2016	22533TF19	30,000,000.00	(29,999,750.00)	0.00	(29,999,750.00)			
05/31/16	06/03/16	INTER-AMERICAN DEVELOPMENT BANK DTD 08/24/2011 1.750% 08/24/2018	4581X0BR8	25,000,000.00	(25,370,589.25)	(120,312.50)	(25,490,901.75)			

Transaction Type Sub-Total **1,156,000,000.00 (1,155,878,493.53) (480,354.17) (1,156,358,847.70)**

INTEREST										
05/03/16	05/03/16	MICROSOFT CORP NOTES DTD 11/03/2015 1.300% 11/03/2018	594918BF0	3,500,000.00	0.00	22,750.00	22,750.00			
05/03/16	05/03/16	WELLS FARGO BANK NA FLOATING CERT DEPOS DTD 09/02/2015 0.689% 09/26/2016	94988EJK5	25,000,000.00	0.00	13,840.45	13,840.45			



Managed Account Security Transactions & Interest

For the Month Ending **May 31, 2016**

SAN BERNARDINO COUNTY - 76990800

Transaction Type		Security Description	CUSIP	Par	Principal Proceeds	Accrued Interest	Total	Realized G/L Cost	Realized G/L Amort Cost	Sale Method
Trade	Settle									
INTEREST										
05/03/16	05/03/16	BMO HARRIS BANK NA FLOATING CERT DEPOS DTD 09/02/2015 0.779% 10/03/2016	05574BFN5	25,000,000.00	0.00	15,652.95	15,652.95			
05/03/16	05/03/16	TORONTO DOMINION BANK NY FLOATING CD DTD 10/02/2015 0.709% 11/02/2016	89113ED37	25,000,000.00	0.00	14,243.23	14,243.23			
05/03/16	05/03/16	BANK OF MONTREAL CHICAGO FLOAT CD DTD 02/05/2016 0.939% 03/01/2017	06427EUH2	25,000,000.00	0.00	20,755.56	20,755.56			
05/03/16	05/03/16	MICROSOFT CORP NOTES DTD 11/03/2015 1.300% 11/03/2018	594918BF0	1,000,000.00	0.00	6,500.00	6,500.00			
05/03/16	05/03/16	MICROSOFT CORP NOTES DTD 11/03/2015 1.300% 11/03/2018	594918BF0	1,000,000.00	0.00	6,500.00	6,500.00			
05/03/16	05/03/16	MICROSOFT CORP NOTES DTD 11/03/2015 1.300% 11/03/2018	594918BF0	5,000,000.00	0.00	32,500.00	32,500.00			
05/03/16	05/03/16	TORONTO DOMINION BANK NY FLOATING CD DTD 01/11/2016 0.939% 02/01/2017	89113E2G0	50,000,000.00	0.00	41,511.11	41,511.11			
05/03/16	05/03/16	BMO HARRIS BANK NA FLOATING CERT DEPOS DTD 11/23/2015 0.919% 01/02/2017	05574BGB0	25,000,000.00	0.00	18,472.40	18,472.40			
05/03/16	05/03/16	FFCB NOTES DTD 11/03/2015 0.400% 11/03/2016	3133EFMW4	25,000,000.00	0.00	50,000.00	50,000.00			
05/03/16	05/03/16	WESTPAC BANKING CORP NY FLOATING CD DTD 12/21/2015 0.929% 01/03/2017	96121TG93	50,000,000.00	0.00	37,347.57	37,347.57			
05/03/16	05/03/16	MICROSOFT CORP NOTES DTD 11/03/2015 1.300% 11/03/2018	594918BF0	5,000,000.00	0.00	32,500.00	32,500.00			
05/03/16	05/03/16	MICROSOFT CORP NOTES DTD 11/03/2015 1.300% 11/03/2018	594918BF0	4,500,000.00	0.00	29,250.00	29,250.00			
05/03/16	05/03/16	TOYOTA MOTOR CRED CORP FLOAT COMM PAPER DTD 09/01/2015 0.626% 05/26/2016	89233AJD2	50,000,000.00	0.00	28,177.78	28,177.78			



Managed Account Security Transactions & Interest

For the Month Ending **May 31, 2016**

SAN BERNARDINO COUNTY - 76990800

Transaction Type		Security Description	CUSIP	Par	Principal Proceeds	Accrued Interest	Total	Realized G/L Cost	Realized G/L Amort Cost	Sale Method
Trade	Settle									
INTEREST										
05/03/16	05/03/16	MICROSOFT CORP NOTES DTD 11/03/2015 1.300% 11/03/2018	594918BF0	5,000,000.00	0.00	32,500.00	32,500.00			
05/03/16	05/03/16	BANK OF NOVA SCOTIA HOUSTON FLOATING CD DTD 02/05/2016 0.869% 11/01/2016	06417GEC8	50,000,000.00	0.00	38,400.00	38,400.00			
05/03/16	05/03/16	TORONTO DOMINION BANK NY FLOATING CD DTD 01/20/2016 0.939% 02/01/2017	89113E2Q8	50,000,000.00	0.00	41,511.11	41,511.11			
05/03/16	05/03/16	TORONTO DOMINION BANK NY FLOATING CD DTD 02/01/2016 0.949% 02/01/2017	89113E2V7	25,000,000.00	0.00	20,977.78	20,977.78			
05/04/16	05/04/16	FHLB NOTES DTD 05/04/2015 1.000% 05/04/2018	3130A57K9	25,000,000.00	0.00	125,000.00	125,000.00			
05/05/16	05/05/16	BANK OF NOVA SCOTIA HOUSTON FLOATING CD DTD 01/05/2016 0.926% 01/05/2017	06417GCU0	25,000,000.00	0.00	19,319.79	19,319.79			
05/06/16	05/06/16	ROYAL BANK OF CANADA NY FLT CERT DEPOS DTD 08/07/2015 0.650% 05/06/2016	78009NVV5	25,000,000.00	0.00	13,545.83	13,545.83			
05/07/16	05/07/16	TORONTO DOMINION BANK NY FLOATING CD DTD 07/07/2015 0.747% 01/09/2017	89113ETU0	25,000,000.00	0.00	16,633.33	16,633.33			
05/11/16	05/11/16	BANK OF NOVA SCOTIA NY FLOATING CD DTD 07/10/2015 0.649% 07/11/2016	06417H3P9	50,000,000.00	0.00	26,935.42	26,935.42			
05/11/16	05/11/16	FFCB NOTES DTD 05/11/2015 1.030% 05/11/2018	3133EEJ50	25,000,000.00	0.00	128,750.00	128,750.00			
05/11/16	05/11/16	FFCB NOTES DTD 05/11/2015 1.030% 05/11/2018	3133EEJ50	25,000,000.00	0.00	128,750.00	128,750.00			
05/11/16	05/11/16	FANNIE MAE GLOBAL NOTES DTD 04/16/2007 5.000% 05/11/2017	31359M7X5	50,000,000.00	0.00	1,250,000.00	1,250,000.00			
05/12/16	05/12/16	BANK OF MONTREAL CHICAGO FLT CERT DEPOS DTD 08/13/2015 0.677% 08/12/2016	06427EAP6	25,000,000.00	0.00	14,056.25	14,056.25			



Managed Account Security Transactions & Interest

For the Month Ending **May 31, 2016**

SAN BERNARDINO COUNTY - 76990800

Transaction Type		Security Description	CUSIP	Par	Principal Proceeds	Accrued Interest	Total	Realized G/L Cost	Realized G/L Amort Cost	Sale Method
Trade	Settle									
INTEREST										
05/15/16	05/15/16	FANNIE MAE NOTES DTD 10/20/2011 1.375% 11/15/2016	3135G0ES8	25,000,000.00	0.00	171,875.00	171,875.00			
05/15/16	05/15/16	FANNIE MAE NOTES DTD 10/20/2011 1.375% 11/15/2016	3135G0ES8	25,000,000.00	0.00	171,875.00	171,875.00			
05/15/16	05/15/16	INTL BANK OF RECON AND DEV GLOBAL NOTES DTD 06/23/2015 1.000% 11/15/2017	459058EM1	25,000,000.00	0.00	125,000.00	125,000.00			
05/15/16	05/15/16	FNMA NOTES (CALLED, OMD 11/15/2017) DTD 11/15/2012 1.000% 05/15/2016	3135G0RO8	25,000,000.00	0.00	125,000.00	125,000.00			
05/15/16	05/15/16	US TREASURY NOTES DTD 11/15/2006 4.625% 11/15/2016	912828FY1	25,000,000.00	0.00	578,125.00	578,125.00			
05/15/16	05/15/16	FANNIE MAE NOTES DTD 10/20/2011 1.375% 11/15/2016	3135G0ES8	25,000,000.00	0.00	171,875.00	171,875.00			
05/17/16	05/17/16	FFCB (FLOATING) NOTES DTD 04/17/2014 0.484% 04/17/2017	3133EDJX1	25,000,000.00	0.00	10,130.21	10,130.21			
05/17/16	05/17/16	JP MORGAN SEC LLC FLOATING COMM PAPER DTD 11/25/2015 0.771% 08/17/2016	46640ECR7	50,000,000.00	0.00	30,862.85	30,862.85			
05/17/16	05/17/16	WESTPAC BANKING CORP NY FLOATING CD DTD 03/21/2016 0.794% 10/17/2016	96121TP51	0.00	0.00	16,035.59	16,035.59			
05/18/16	05/18/16	FHLMC NOTES (CALLED, OMD 05/18/2017) DTD 05/18/2015 0.800% 05/18/2016	3134G6G31	16,000,000.00	0.00	64,000.00	64,000.00			
05/18/16	05/18/16	FHLMC NOTES (CALLED, OMD 05/18/2017) DTD 05/18/2015 0.800% 05/18/2016	3134G6G31	17,000,000.00	0.00	68,000.00	68,000.00			
05/18/16	05/18/16	FHLMC NOTES (CALLED, OMD 05/18/2017) DTD 05/18/2015 0.800% 05/18/2016	3134G6G31	17,000,000.00	0.00	68,000.00	68,000.00			
05/19/16	05/19/16	INTL BK RECON & DEV GLOBAL NT (CALLABLE) DTD 05/19/2015 0.770% 05/19/2017	45905USE5	25,000,000.00	0.00	96,250.00	96,250.00			



Managed Account Security Transactions & Interest

For the Month Ending **May 31, 2016**

SAN BERNARDINO COUNTY - 76990800

Transaction Type		Security Description	CUSIP	Par	Principal Proceeds	Accrued Interest	Total	Realized G/L Cost	Realized G/L Amort Cost	Sale Method
Trade	Settle									
INTEREST										
05/19/16	05/19/16	INTL BK RECON & DEV GLOBAL NT (CALLABLE) DTD 05/19/2015 0.770% 05/19/2017	45905USE5	25,000,000.00	0.00	96,250.00	96,250.00			
05/20/16	05/20/16	TOYOTA MOTOR CREDIT CORP FLT COMM PAPER DTD 08/26/2015 0.622% 05/20/2016	89233AHG7	50,000,000.00	0.00	21,215.00	21,215.00			
05/22/16	05/22/16	CBA AUSTRALIA NY FLOATING CERT DEPOS DTD 03/22/2016 0.953% 03/22/2017	20271ELE7	50,000,000.00	0.00	40,956.60	40,956.60			
05/23/16	05/23/16	BANK OF NOVA SCOTIA HOUSTON FLOATING CD DTD 11/25/2015 0.863% 11/23/2016	06417GBH0	25,000,000.00	0.00	16,699.85	16,699.85			
05/24/16	05/24/16	WESTPAC BANKING CORP NY FLOATING CD DTD 02/26/2016 1.031% 02/24/2017	96121TM70	25,000,000.00	0.00	61,392.22	61,392.22			
05/25/16	05/25/16	FFCB NOTES DTD 11/25/2014 0.375% 05/25/2016	3133EECW8	25,000,000.00	0.00	46,875.00	46,875.00			
05/25/16	05/25/16	FFCB NOTES DTD 11/25/2014 0.375% 05/25/2016	3133EECW8	25,000,000.00	0.00	46,875.00	46,875.00			
05/26/16	05/26/16	BMO HARRIS BANK NA FLOATING CERT DEPOS DTD 09/23/2015 0.824% 10/26/2016	05574BFS4	25,000,000.00	0.00	17,009.38	17,009.38			
05/26/16	05/26/16	TOYOTA MOTOR CRED CORP FLOAT COMM PAPER DTD 09/01/2015 0.626% 05/26/2016	89233AJD2	50,000,000.00	0.00	20,406.11	20,406.11			
05/27/16	05/27/16	FFCB (FLOATING) NOTES DTD 02/27/2014 0.505% 02/27/2017	3133EDFW7	30,000,000.00	0.00	12,298.75	12,298.75			
05/27/16	05/27/16	FHLMC NOTES DTD 04/08/2011 2.500% 05/27/2016	3137EACT4	50,000,000.00	0.00	625,000.00	625,000.00			
05/29/16	05/29/16	WESTPAC BANKING CORP NY FLOATING CD DTD 12/30/2015 0.934% 12/30/2016	96121TH43	25,000,000.00	0.00	20,337.78	20,337.78			
05/31/16	05/31/16	CALIFORNIA ASSET MANAGEMENT PROGRAM	CAMPMF025	0.00	0.00	79,103.54	79,103.54			



Managed Account Security Transactions & Interest

For the Month Ending **May 31, 2016**

SAN BERNARDINO COUNTY - 76990800

Transaction Type	Trade	Settle	Security Description	CUSIP	Par	Principal Proceeds	Accrued Interest	Total	Realized G/L Cost	Realized G/L Amort Cost	Sale Method
INTEREST											
	05/31/16	05/31/16	STONECASTLE FICA	FICAMF003	0.00	0.00	14,862.95	14,862.95			
	05/31/16	05/31/16	US TREASURY NOTES DTD 05/31/2011 1.750% 05/31/2016	912828QP8	25,000,000.00	0.00	218,750.00	218,750.00			
	05/31/16	05/31/16	US TREASURY NOTES DTD 11/30/2012 0.625% 11/30/2017	912828UA6	25,000,000.00	0.00	78,125.00	78,125.00			
	05/31/16	05/31/16	US TREASURY NOTES DTD 11/30/2011 0.875% 11/30/2016	912828RU6	25,000,000.00	0.00	109,375.00	109,375.00			
	05/31/16	05/31/16	US TREASURY NOTES DTD 05/31/2012 0.625% 05/31/2017	912828SY7	15,000,000.00	0.00	46,875.00	46,875.00			
	05/31/16	05/31/16	FEDERATED GOVT OBLIGATIONS FUND	608919718	0.00	0.00	13,536.11	13,536.11			
	05/31/16	05/31/16	FIDELITY GOV'T MM FUND 2642	31607A703	0.00	0.00	28,326.60	28,326.60			
Transaction Type Sub-Total					1,520,000,000.00	0.00	5,537,679.10	5,537,679.10			

MATURITY											
	05/02/16	05/02/16	US BANK NA INT BEAR COMM PAPER DTD 04/29/2016 0.200% 05/02/2016	90349TVL8	23,000,000.00	23,000,000.00	383.33	23,000,383.33	0.00	0.00	
	05/02/16	05/02/16	EXXON MOBIL CORP COMM PAPER DTD 01/28/2016 0.000% 05/02/2016	30229AE21	50,000,000.00	50,000,000.00	0.00	50,000,000.00	62,013.89	0.00	
	05/02/16	05/02/16	BNP PARIBAS NY BRANCH COMM PAPER DTD 08/06/2015 0.000% 05/02/2016	09659BE22	50,000,000.00	50,000,000.00	0.00	50,000,000.00	77,847.22	0.00	
	05/02/16	05/02/16	BANK OF TOKYO MITSUBISHI UFJ COMM PAPER -- 0.000% 05/02/2016	06538BE25	50,000,000.00	50,000,000.00	0.00	50,000,000.00	39,819.44	0.00	
	05/03/16	05/03/16	US BANK NA INT BEAR COMM PAPER DTD 05/02/2016 0.200% 05/03/2016	90349TVN4	20,000,000.00	20,000,000.00	111.11	20,000,111.11	0.00	0.00	
	05/04/16	05/04/16	US BANK NA INT BEAR COMM PAPER DTD 05/03/2016 0.200% 05/04/2016	90349TVS3	15,000,000.00	15,000,000.00	83.33	15,000,083.33	0.00	0.00	
	05/06/16	05/06/16	ROYAL BANK OF CANADA NY FLT CERT DEPOS DTD 08/07/2015 0.650% 05/06/2016	78009NVV5	25,000,000.00	25,000,000.00	0.00	25,000,000.00	0.00	0.00	
	05/11/16	05/11/16	AMERICAN HONDA FINANCE COMM PAPER DTD 04/07/2016 0.000% 05/11/2016	02665JEB2	25,000,000.00	25,000,000.00	0.00	25,000,000.00	8,708.33	0.00	



Managed Account Security Transactions & Interest

For the Month Ending **May 31, 2016**

SAN BERNARDINO COUNTY - 76990800

Transaction Type		Security Description	CUSIP	Par	Principal Proceeds	Accrued Interest	Total	Realized G/L Cost	Realized G/L Amort Cost	Sale Method
Trade	Settle									
MATURITY										
05/15/16	05/15/16	FNMA NOTES (CALLED, OMD 11/15/2017) DTD 11/15/2012 1.000% 05/15/2016	3135G0RQ8	25,000,000.00	25,000,000.00	0.00	25,000,000.00	(32,500.00)	0.00	
05/16/16	05/16/16	AMERICAN HONDA FINANCE COMM PAPER DTD 04/12/2016 0.000% 05/16/2016	02665JEG1	25,000,000.00	25,000,000.00	0.00	25,000,000.00	8,972.22	0.00	
05/17/16	05/17/16	US BANK NA INT BEAR COMM PAPER DTD 05/16/2016 0.200% 05/17/2016	90349TXA0	50,000,000.00	50,000,000.00	277.78	50,000,277.78	0.00	0.00	
05/18/16	05/18/16	FHLMC NOTES (CALLED, OMD 05/18/2017) DTD 05/18/2015 0.800% 05/18/2016	3134G6G31	17,000,000.00	17,000,000.00	0.00	17,000,000.00	0.00	0.00	
05/18/16	05/18/16	FHLMC NOTES (CALLED, OMD 05/18/2017) DTD 05/18/2015 0.800% 05/18/2016	3134G6G31	16,000,000.00	16,000,000.00	0.00	16,000,000.00	0.00	0.00	
05/18/16	05/18/16	FHLMC NOTES (CALLED, OMD 05/18/2017) DTD 05/18/2015 0.800% 05/18/2016	3134G6G31	17,000,000.00	17,000,000.00	0.00	17,000,000.00	0.00	0.00	
05/20/16	05/20/16	BNP PARIBAS NY BRANCH COMM PAPER -- 0.000% 05/20/2016	09659BEL0	50,000,000.00	50,000,000.00	0.00	50,000,000.00	53,083.33	0.00	
05/20/16	05/20/16	TOYOTA MOTOR CREDIT CORP FLT COMM PAPER DTD 08/26/2015 0.622% 05/20/2016	89233AHG7	50,000,000.00	50,000,000.00	0.00	50,000,000.00	0.00	0.00	
05/23/16	05/23/16	NATIXIS US BRANCH COMM PAPER -- 0.000% 05/23/2016	63873JEP1	96,000,000.00	96,000,000.00	0.00	96,000,000.00	2,960.00	0.00	
05/25/16	05/25/16	FFCB NOTES DTD 11/25/2014 0.375% 05/25/2016	3133EECW8	25,000,000.00	25,000,000.00	0.00	25,000,000.00	0.00	0.00	
05/25/16	05/25/16	FFCB NOTES DTD 11/25/2014 0.375% 05/25/2016	3133EECW8	25,000,000.00	25,000,000.00	0.00	25,000,000.00	0.00	0.00	
05/26/16	05/26/16	TOYOTA MOTOR CRED CORP FLOAT COMM PAPER DTD 09/01/2015 0.626% 05/26/2016	89233AJD2	50,000,000.00	50,000,000.00	0.00	50,000,000.00	0.00	0.00	
05/27/16	05/27/16	FHLMC NOTES DTD 04/08/2011 2.500% 05/27/2016	3137EACT4	50,000,000.00	50,000,000.00	0.00	50,000,000.00	(3,272,500.00)	0.00	



Managed Account Security Transactions & Interest

For the Month Ending **May 31, 2016**

SAN BERNARDINO COUNTY - 76990800

Transaction Type		Security Description	CUSIP	Par	Principal Proceeds	Accrued Interest	Total	Realized G/L Cost	Realized G/L Amort Cost	Sale Method
Trade	Settle									
MATURITY										
05/27/16	05/27/16	CREDIT AGRICOLE CIB NY COMM PAPER -- 0.000% 05/27/2016	22533TET9	214,000,000.00	214,000,000.00	0.00	214,000,000.00	2,258.89	0.00	
05/31/16	05/31/16	CREDIT AGRICOLE CIB NY COMM PAPER -- 0.000% 05/31/2016	22533TEX0	222,000,000.00	222,000,000.00	0.00	222,000,000.00	9,373.33	0.00	
05/31/16	05/31/16	US TREASURY NOTES DTD 05/31/2011 1.750% 05/31/2016	912828QP8	25,000,000.00	25,000,000.00	0.00	25,000,000.00	(677,734.38)	0.00	
Transaction Type Sub-Total				1,215,000,000.00	1,215,000,000.00	855.55	1,215,000,855.55	(3,717,697.73)	0.00	
SELL										
05/06/16	05/06/16	FIDELITY GOV'T MM FUND 2642	31607A703	19,000,000.00	19,000,000.00	0.00	19,000,000.00	0.00	0.00	FIFO
05/09/16	05/09/16	FEDERATED GOVT OBLIGATIONS FUND	608919718	15,000,000.00	15,000,000.00	0.00	15,000,000.00	0.00	0.00	FIFO
05/09/16	05/09/16	FEDERATED GOVT OBLIGATIONS FUND	608919718	9,000,000.00	9,000,000.00	0.00	9,000,000.00	0.00	0.00	FIFO
05/10/16	05/10/16	FEDERATED GOVT OBLIGATIONS FUND	608919718	30,000,000.00	30,000,000.00	0.00	30,000,000.00	0.00	0.00	FIFO
05/12/16	05/12/16	FIDELITY GOV'T MM FUND 2642	31607A703	36,000,000.00	36,000,000.00	0.00	36,000,000.00	0.00	0.00	FIFO
05/13/16	05/13/16	FEDERATED GOVT OBLIGATIONS FUND	608919718	21,000,000.00	21,000,000.00	0.00	21,000,000.00	0.00	0.00	FIFO
05/23/16	05/23/16	FIDELITY GOV'T MM FUND 2642	31607A703	39,000,000.00	39,000,000.00	0.00	39,000,000.00	0.00	0.00	FIFO
05/24/16	05/24/16	FIDELITY GOV'T MM FUND 2642	31607A703	50,000,000.00	50,000,000.00	0.00	50,000,000.00	0.00	0.00	FIFO
Transaction Type Sub-Total				219,000,000.00	219,000,000.00	0.00	219,000,000.00	0.00	0.00	0.00
Managed Account Sub-Total					278,121,506.47	5,058,180.48	283,179,686.95	(3,717,697.73)	0.00	
Total Security Transactions					\$278,121,506.47	\$5,058,180.48	\$283,179,686.95	(\$3,717,697.73)	\$0.00	

Bolded items are forward settling trades.